

**Combined Class Results -->Club Racing 28-3-26 Mass start**



**Well done Graham.  
Congratulations**

**Second Dayele**



**Position**

**Race**

	Total	Skipper	Boat	1	2	3	4	5	6	7	8
1	20	Graham Parratt	J 333	1	2	10	13	1	2	2	2
2	40	Dayele Hobson	J 229	15	4	8	1	2	4	11	10
3	41	Peter Bradley	J 363	5	3	5	5	11	15	1	11
4	43	Bryan Treleaven	J 371	10	18	2	3	3	17	3	5
5	47	Peter Fisher	J 266	8	5	1	7	4	12	10	14
6	50	Ralph Biggs	V 14	13	8	16	2	7	8	8	4
7	54	Chris Stricker	J 306	9	11	7	9	8	1	15	9
8	54	Roger Banfield	J 249	17	10	3	16	5	3	5	12
9	55	Ron Campbell	V 5	7	17	13	12	6	6	4	7
10	56	Glen Church	J 276	6	12	11	15	9	9	6	3
11	57	Derek Kraak	J 308	2	14	6	10	12	7	16	6
12	58	Chris Greer	J 356	11	1	4	4	15	10	13	15
13	70	Tony Taylor	J 344	4	13	9	11	14	18	18	1
14	71	Cliff Bishop	J 269	3	7	15	14	13	14	7	13
15	85	Bob Torrie	J 227	16	15	12	6	16	16	12	8
16	89	Ross Mills	J 90	18	9	17	8	18	5	14	18
17	92	Roy Bickerstaffe	J 275	12	6	18	19	10	13	17	16
18	98	Rodney Ford	V 1	14	16	14	17	19	11	9	17
19	130	Murray Irwin	J 145	19	19	19	18	17	19	19	19

**Canterbury J  
class results**



**Congratulations Graham**

**Second Dayele**



**Position**

**Race**


	Total	Skipper	Boat	1	2	3	4	5	6	7	8
1	20	Graham Parratt	333	1	2	10	11	1	2	2	2
2	35	Dayele Hobson	229	12	4	8	1	2	4	8	8
3	36	Peter Bradley	363	5	3	5	4	9	12	1	9
4	37	Bryan Treleaven	371	9	15	2	2	3	14	3	4
5	39	Peter Fisher	266	7	5	1	6	4	9	7	12
6	47	Chris Stricker	306	8	10	7	8	6	1	12	7
7	48	Roger Banfield	249	14	9	3	14	5	3	4	10
8	49	Chris Greer	356	10	1	4	3	13	8	10	13
9	50	Glen Church	276	6	11	11	13	7	7	5	3
10	51	Derek Kraak	308	2	13	6	9	10	6	13	5
11	61	Cliff Bishop	269	3	7	13	12	11	11	6	11
12	63	Tony Taylor	344	4	12	9	10	12	15	15	1
13	72	Bob Torrie	227	13	14	12	5	14	13	9	6
14	75	Ross Mills	90	15	8	14	7	16	5	11	15
15	78	Roy Bickerstaffe	275	11	6	15	16	8	10	14	14
16	110	Murray Irwin	145	16	16	16	15	15	16	16	16

class results

Congratulations Ron

Second Ralph

PositionRace

	Total	Skipper	Boat	1	2	3	4	5	6	7	8
1	9	Ron Campbell	5	1	3	1	2	1	1	1	2
2	11	Ralph Biggs	14	2	1	3	1	2	2	2	1
3	19	 Rodney Ford	1	3	2	2	3	3	3	3	3

The above are place based results. Below are unhandicapped results showing times in seconds.

### Combined Class Results -->Club Racing 28-3-26



Well done Graham.  
Congratulations



Second Peter

#### Position

#### Race

	Total	Skipper	Boat	1	2	3	4	5	6	7	8
1	3646	Graham Parratt	J 333	418	499	490	790	618	422	409	1023
2	3701	Peter Fisher	J 266	476	523	375	633	629	491	574	1222
3	3720	Dayele Hobson	J 229	518	520	485	516	625	461	595	1127
4	3765	Bryan Treleaven	J 371	488	690	434	560	626	524	443	1035
5	3830	Peter Bradley	J 363	462	511	466	609	864	518	400	1162
6	3839	Ralph Biggs	V 14	503	555	529	555	672	476	549	1028
7	3971	Chris Stricker	J 306	484	596	483	709	674	400	625	1122
8	3983	Ron Campbell	V 5	468	681	502	777	636	472	447	1097
9	4016	Chris Greer	J 356	489	495	463	594	879	487	609	1262
10	4038	Roger Banfield	J 249	595	566	457	819	634	452	515	1213
11	4251	Cliff Bishop	J 269	455	554	523	799	869	509	542	1217
12	4281	Glen Church	J 276	466	655	492	803	845	480	540	1025
13	4301	Derek Kraak	J 308	445	666	480	743	866	474	627	1077
14	4359	Bob Torrie	J 227	532	669	499	630	905	520	604	1113
15	4426	Tony Taylor	J 344	459	656	487	769	875	547	633	1016
16	4502	Roy Bickerstaffe	J 275	490	535	587	896	859	504	631	1277
17	4557	Ross Mills	J 90	629	563	577	697	1017	463	611	1354
18	4662	Rodney Ford	V 1	505	675	516	867	1038	490	571	1324
19	5183	Murray Irwin	J 145	636	695	641	883	993	625	710	1483

### Canterbury J class results



Congratulations Graham

Second Peter



#### Position

#### Race

	Total	Skipper	Boat	1	2	3	4	5	6	7	8
1	3646	Graham Parratt	333	418	499	490	790	618	422	409	1023
2	3701	Peter Fisher	266	476	523	375	633	629	491	574	1222
3	3720	Dayele Hobson	229	518	520	485	516	625	461	595	1127
4	3765	Bryan Treleaven	371	488	690	434	560	626	524	443	1035
5	3830	Peter Bradley	363	462	511	466	609	864	518	400	1162
6	3971	Chris Stricker	306	484	596	483	709	674	400	625	1122
7	4016	Chris Greer	356	489	495	463	594	879	487	609	1262
8	4038	Roger Banfield	249	595	566	457	819	634	452	515	1213
9	4251	Cliff Bishop	269	455	554	523	799	869	509	542	1217
10	4281	Glen Church	276	466	655	492	803	845	480	540	1025
11	4301	Derek Kraak	308	445	666	480	743	866	474	627	1077
12	4359	Bob Torrie	227	532	669	499	630	905	520	604	1113
13	4426	Tony Taylor	344	459	656	487	769	875	547	633	1016
14	4502	Roy Bickerstaffe	275	490	535	587	896	859	504	631	1277
15	4557	Ross Mills	90	629	563	577	697	1017	463	611	1354
16	5183	Murray Irwin	145	636	695	641	883	993	625	710	1483


V

class results

Congratulations Ralph


Second Ron

PositionRace

	<u>Total</u>	<u>Skipper</u>	<u>Boat</u>	<u>1</u>	<u>2</u>	<u>3</u>	<u>4</u>	<u>5</u>	<u>6</u>	<u>7</u>	<u>8</u>
<u>1</u>	3839	Ralph Biggs	14	503	555	529	555	672	476	549	1028
<u>2</u>	3983	Ron Campbell	5	468	681	502	777	636	472	447	1097
<u>3</u>	4662	 Rodney Ford	1	505	675	516	867	1038	490	571	1324

Time adjusted handicap results showing times in seconds and %TA rounded.

**Combined Class Results -->Club Racing 28-3-26**



Well done Roger.  
Congratulations



Second Peter

**Position**

**Race**

	Total	Skipper	%TA	Boat	1	2	3	4	5	6	7	8
1	3826	Roger Banfield	5.2	J 249	564	536	433	776	601	428	488	1150
2	3888	Peter Fisher	-5.0	J 266	500	549	394	665	661	516	603	1283
3	3952	Ralph Biggs	-2.9	V 14	518	571	545	571	692	490	565	1058
4	3957	Chris Greer	1.5	J 356	482	488	456	585	866	480	600	1243
5	4013	Peter Bradley	-4.8	J 363	484	536	488	638	905	543	419	1218
6	4040	Bryan Treleaven	-7.3	J 371	524	740	466	601	672	562	475	1111
7	4053	Ron Campbell	-1.8	V 5	476	693	511	791	647	480	455	1116
8	4085	Chris Stricker	-2.9	J 306	498	613	497	729	693	412	643	1154
9	4094	Dayele Hobson	-10.0	J 229	570	572	534	568	688	507	655	1240
10	4214	Bob Torrie	3.3	J 227	514	647	482	609	875	503	584	1076
11	4317	Graham Parratt	-18.4	J 333	495	591	580	935	732	500	484	1211
12	4318	Ross Mills	5.2	J 90	596	533	547	660	964	439	579	1283
13	4380	Roy Bickerstaffe	2.7	J 275	477	520	571	872	836	490	614	1242
14	4399	Tony Taylor	0.6	J 344	456	652	484	764	870	544	629	1010
15	4400	Rodney Ford	5.6	V 1	477	637	487	818	980	462	539	1250
16	4422	Cliff Bishop	-4.0	J 269	473	576	544	831	904	530	564	1266
17	4501	Derek Kraak	-4.7	J 308	466	697	502	778	906	496	656	1127
18	4571	Murray Irwin	11.8	J 145	561	613	565	779	876	551	626	1308
19	4621	Glen Church	-7.9	J 276	503	707	531	867	912	518	583	1106

**Canterbury J class results**



Congratulations Roger

Second Peter



**Position**

**Race**

	Total	Skipper	%TA	Boat	1	2	3	4	5	6	7	8
1	3826	Roger Banfield	5.2	249	564	536	433	776	601	428	488	1150
2	3888	Peter Fisher	-5.0	266	500	549	394	665	661	516	603	1283
3	3957	Chris Greer	1.5	356	482	488	456	585	866	480	600	1243
4	4013	Peter Bradley	-4.8	363	484	536	488	638	905	543	419	1218
5	4040	Bryan Treleaven	-7.3	371	524	740	466	601	672	562	475	1111
6	4085	Chris Stricker	-2.9	306	498	613	497	729	693	412	643	1154
7	4094	Dayele Hobson	-10.0	229	570	572	534	568	688	507	655	1240
8	4214	Bob Torrie	3.3	227	514	647	482	609	875	503	584	1076
9	4317	Graham Parratt	-18.4	333	495	591	580	935	732	500	484	1211
10	4318	Ross Mills	5.2	90	596	533	547	660	964	439	579	1283
11	4380	Roy Bickerstaffe	2.7	275	477	520	571	872	836	490	614	1242
12	4399	Tony Taylor	0.6	344	456	652	484	764	870	544	629	1010
13	4422	Cliff Bishop	-4.0	269	473	576	544	831	904	530	564	1266
14	4501	Derek Kraak	-4.7	308	466	697	502	778	906	496	656	1127
15	4571	Murray Irwin	11.8	145	561	613	565	779	876	551	626	1308
16	4621	Glen Church	-7.9	276	503	707	531	867	912	518	583	1106

V


class results



Congratulations Ralph  
Second Ron

Position

Race

	Total	Skipper	%TA	Boat	1	2	3	4	5	6	7	8
1	3952	Ralph Biggs	-2.9	14	518	571	545	571	692	490	565	1058
2	4053	Ron Campbell	-1.8	5	476	693	511	791	647	480	455	1116
3	4400	 Rodney Ford	5.6	1	477	637	487	818	980	462	539	1250

Thankyou race officers Graeme



and Mark

Prepared Saturday, 28 March 2026, 3:43 PM

Copyright P. Knight