

Combined Class Results -->Club Racing 21-3-26 Mark Foy start



Well done Ralph.
Congratulations

Second Tony



Position

Race

	Total	Skipper	MF-Time	Boat	1	2	3	4	5	6	7	8
1	23	Ralph Biggs	40	J 303	3	22	3	2	1	7	3	4
2	32	Tony Taylor	0	J 326	1	3	6	22	2	2	6	12
3	41	Barry Bissell	0	J 242	4	2	2	20	DNF	1	9	3
4	46	Cliff Bishop	80	EC12 152	16	6	14	1	9	3	7	6
5	51	Roy Bickerstaffe	20	J 275	22	5	5	14	8	6	12	1
6	55	Peter Fisher	80	J 266	9	16	4	13	12	9	1	7
7	56	Colin Freeman	60	J 81	6	15	22	3	4	4	DNF	2
8	56	Robert Auton	80	J 353	8	10	20	4	7	8	11	8
9	60	Ross Mills	0	J 90	11	8	10	6	11	12	2	17
10	60	Derek Kraak	80	J 308	7	20	16	7	5	15	5	5
11	63	Chris Stricker	60	J 306	5	17	11	10	3	20	4	13
12	70	Bryan Treleaven	100	J 371	10	12	9	8	6	18	15	10
13	73	Chris Greer	40	J 356	15	4	7	11	19	11	14	11
14	82	Allen Anderson	0	J 334	2	1	1	9	DNF	DNF	DNF	DNF
15	92	Dayele Hobson	120	J 229	14	19	12	19	15	13	10	9
16	95	Nick Richardson	40	J 258	20	9	8	17	13	5	DNF	DNF
17	95	Peter Bradley	80	J 363	12	14	13	15	10	17	16	15
18	97	Ron Campbell	80	V 5	19	18	18	5	14	10	13	19
19	108	Michael Inns	80	J 310	18	13	17	12	16	19	18	14
20	109	Rodney Ford	20	V 1	21	7	15	18	20	14	17	18
21	114	Glen Church	80	J 276	13	11	21	16	18	16	19	DNF
22	119	Graeme Raxworthy	40	V 18	17	21	19	21	17	21	8	16

Canterbury J class results



Congratulations Ralph
Second Tony



Position

	Total	Skipper	MF-Time	Boat	Race							
					1	2	3	4	5	6	7	8
1	21	Ralph Biggs	40	303	3	18	3	1	1	6	3	4
2	31	Tony Taylor	0	326	1	3	6	18	2	2	6	11
3	36	Barry Bissell	0	242	4	2	2	17	DNF	1	7	3
4	46	Roy Bickerstaffe	20	275	18	5	5	12	8	5	10	1
5	48	Colin Freeman	60	81	6	13	18	2	4	3	DNF	2
6	49	Robert Auton	80	353	8	8	16	3	7	7	9	7
7	50	Peter Fisher	80	266	9	14	4	11	11	8	1	6
8	53	Ross Mills	0	90	11	6	10	4	10	10	2	15
9	53	Derek Kraak	80	308	7	17	14	5	5	12	5	5
10	58	Chris Stricker	60	306	5	15	11	8	3	17	4	12
11	62	Bryan Treleaven	100	371	10	10	9	6	6	15	12	9
12	65	Chris Greer	40	356	15	4	7	9	16	9	11	10
13	68	Allen Anderson	0	334	2	1	1	7	DNF	DNF	DNF	DNF
14	82	Nick Richardson	40	258	17	7	8	15	12	4	DNF	DNF
15	82	Dayele Hobson	120	229	14	16	12	16	13	11	8	8
16	86	Peter Bradley	80	363	12	12	13	13	9	14	13	14
17	93	Michael Inns	80	310	16	11	15	10	14	16	14	13
18	96	Glen Church	80	276	13	9	17	14	15	13	15	DNF

V class results

Congratulations Ron
Second Graeme



Position

	Total	Skipper	MF-Time	Boat	Race							
					1	2	3	4	5	6	7	8
1	11	Ron Campbell	80	5	2	2	2	1	1	1	2	3
2	14	Graeme Raxworthy	40	18	1	3	3	3	2	3	1	1
3	14	Rodney Ford	20	1	3	1	1	2	3	2	3	2

The above are place based results. Below are unhandicapped results showing times in seconds.

Combined Class Results -->Club Racing 21-3-26



Well done Cliff.
Congratulations

Second Bryan

Position	Total	Skipper	MF-Time	Boat	Race							
					1	2	3	4	5	6	7	8
1	4246	Cliff Bishop	80	EC12 152	601	510	646	779	586	563	967	561
2	4252	Bryan Treleaven	100	J 371	557	550	586	850	551	588	1012	570
3	4284	Dayele Hobson	120	J 229	556	560	595	922	563	550	949	538
4	4286	Graeme Raxworthy	40	V 18	546	543	627	909	548	561	908	553
5	4376	Robert Auton	80	J 353	569	560	689	832	575	575	999	576
6	4399	Peter Fisher	80	J 266	571	585	583	943	600	578	914	568
7	4409	Derek Kraak	80	J 308	564	601	655	867	569	597	961	556
8	4505	Colin Freeman	60	J 81	582	605	758	840	585	585	DNF	550
9	4518	Ralph Biggs	40	J 303	584	718	618	839	570	610	997	579
10	4556	Peter Bradley	80	J 363	584	583	643	954	588	604	1033	600
11	4582	Chris Stricker	60	J 306	571	612	654	922	568	638	979	617
12	4595	Michael Inns	80	J 310	621	577	660	923	604	612	1063	598
13	4633	Ron Campbell	80	V 5	633	595	681	862	602	581	1028	679
14	4686	Chris Greer	40	J 356	639	530	635	960	663	625	1070	634
15	4798	Tony Taylor	0	J 326	580	569	672	1054	613	642	1046	676
16	4845	Roy Bickerstaffe	20	J 275	766	560	648	1012	642	628	1064	589
17	4958	Ross Mills	0	J 90	659	620	700	944	671	667	1023	697
18	5029	Rodney Ford	20	V 1	698	580	713	1019	685	655	1122	679
19	5124	Barry Bissell	0	J 242	628	541	641	1047	DNF	594	1055	618
20	5165	Glen Church	80	J 276	586	566	695	956	618	601	1143	DNF
21	5353	Nick Richardson	40	J 258	676	589	644	998	640	606	DNF	DNF
22	6261	Allen Anderson	0	J 334	595	529	583	954	DNF	DNF	DNF	DNF
















**Canterbury J
class results**



**Congratulations Bryan
Second Dayele**



Position


	Total	Skipper	MF-Time	Boat	1	2	3	Race 4	5	6	7	8
1	4252	Bryan Treleaven	100	371	557	550	586	850	551	588	1012	570
2	4284	Dayele Hobson	120	229	556	560	595	922	563	550	949	538
3	4376 	Robert Auton	80	353	569	560	689	832	575	575	999	576
4	4399 	Peter Fisher	80	266	571	585	583	943	600	578	914	568
5	4409 	Derek Kraak	80	308	564	601	655	867	569	597	961	556
6	4505 	Colin Freeman	60	81	582	605	758	840	585	585	DNF	550
7	4518 	Ralph Biggs	40	303	584	718	618	839	570	610	997	579
8	4556 	Peter Bradley	80	363	584	583	643	954	588	604	1033	600
9	4582 	Chris Stricker	60	306	571	612	654	922	568	638	979	617
10	4595 	Michael Inns	80	310	621	577	660	923	604	612	1063	598
11	4686 	Chris Greer	40	356	639	530	635	960	663	625	1070	634
12	4798 	Tony Taylor	0	326	580	569	672	1054	613	642	1046	676
13	4845 	Roy Bickerstaffe	20	275	766	560	648	1012	642	628	1064	589
14	4958	Ross Mills	0	90	659	620	700	944	671	667	1023	697
15	5124 	Barry Bissell	0	242	628	541	641	1047	DNF	594	1055	618
16	5165 	Glen Church	80	276	586	566	695	956	618	601	1143	DNF
17	5353 	Nick Richardson	40	258	676	589	644	998	640	606	DNF	DNF
18	6261 	Allen Anderson	0	334	595	529	583	954	DNF	DNF	DNF	DNF

**V
class results**



**Congratulations Graeme
Second Ron**

Position

	Total	Skipper	MF-Time	Boat	1	2	3	Race 4	5	6	7	8
1	4286	Graeme Raxworthy	40	18	546	543	627	909	548	561	908	553
2	4633	Ron Campbell	80	5	633	595	681	862	602	581	1028	679
3	5029 	Rodney Ford	20	1	698	580	713	1019	685	655	1122	679

Time adjusted handicap results showing times in seconds and %TA rounded.

Combined Class Results -->Club Racing 21-3-26



Well done Ralph.
Congratulations

Second Cliff



Position

Race

	Total	Skipper	%TA	Boat	1	2	3	4	5	6	7	8
1	4442	Ralph Biggs	1.7	J 303	574	706	608	825	560	600	980	569
2	4451	Cliff Bishop	-4.8	EC12 152	630	535	677	817	614	590	1014	588
3	4563	Bryan Treleaven	-7.3	J 371	598	590	629	912	591	631	1086	612
4	4592	Robert Auton	-5.0	J 353	597	588	723	873	603	603	1049	605
5	4613	Derek Kraak	-4.7	J 308	590	629	685	907	595	625	1006	582
6	4615	Chris Greer	1.5	J 356	629	522	625	946	653	616	1054	624
7	4620	Peter Fisher	-5.0	J 266	600	614	612	990	630	607	960	597
8	4667	Colin Freeman	-3.6	J 81	603	627	785	870	606	606	DNF	570
9	4696	Ross Mills	5.2	J 90	624	587	663	894	636	632	969	660
10	4712	Roy Bickerstaffe	2.7	J 275	745	545	630	984	624	611	1035	573
11	4713	Dayele Hobson	-10.0	J 229	612	616	655	1014	619	605	1044	592
12	4714	Chris Stricker	-2.9	J 306	587	630	673	949	584	656	1007	635
13	4714	Ron Campbell	-1.8	V 5	644	605	693	877	613	591	1046	691
14	4747	Rodney Ford	5.6	V 1	659	547	673	962	647	618	1059	641
15	4748	Michael Inns	-3.3	J 310	642	596	682	954	624	632	1098	618
16	4775	Peter Bradley	-4.8	J 363	612	611	674	1000	616	633	1083	629
17	4857	Tony Taylor	-1.3	J 326	587	576	680	1067	621	650	1059	684
18	4980	Barry Bissell	2.8	J 242	610	526	623	1018	DNF	577	1025	601
19	5571	Graeme Raxworthy	10.0	V 18	710	706	815	1182	712	729	1180	719
20	5576	Glen Church	-7.9	J 276	633	611	750	1032	667	649	1234	DNF
21	5578	Nick Richardson	-3.1	J 258	697	607	664	1029	660	625	DNF	DNF
22	6366	Allen Anderson	6.9	J 334	554	493	543	888	DNF	DNF	DNF	DNF

Canterbury J class results



Congratulations Ralph
Second Bryan

Position	Total	Skipper	%TA	Boat	Race							
					1	2	3	4	5	6	7	8
1	4442	Ralph Biggs	1.7	303	574	706	608	825	560	600	980	569
2	4563	Bryan Treleaven	-7.3	371	598	590	629	912	591	631	1086	612
3	4592	Robert Auton	-5.0	353	597	588	723	873	603	603	1049	605
4	4613	Derek Kraak	-4.7	308	590	629	685	907	595	625	1006	582
5	4615	Chris Greer	1.5	356	629	522	625	946	653	616	1054	624
6	4620	Peter Fisher	-5.0	266	600	614	612	990	630	607	960	597
7	4667	Colin Freeman	-3.6	81	603	627	785	870	606	606	DNF	570
8	4696	Ross Mills	5.2	90	624	587	663	894	636	632	969	660
9	4712	Roy Bickerstaffe	2.7	275	745	545	630	984	624	611	1035	573
10	4713	Dayele Hobson	-10.0	229	612	616	655	1014	619	605	1044	592
11	4714	Chris Stricker	-2.9	306	587	630	673	949	584	656	1007	635
12	4748	Michael Inns	-3.3	310	642	596	682	954	624	632	1098	618
13	4775	Peter Bradley	-4.8	363	612	611	674	1000	616	633	1083	629
14	4857	Tony Taylor	-1.3	326	587	576	680	1067	621	650	1059	684
15	4980	Barry Bissell	2.8	242	610	526	623	1018	DNF	577	1025	601
16	5576	Glen Church	-7.9	276	633	611	750	1032	667	649	1234	DNF
17	5578	Nick Richardson	-3.1	258	697	607	664	1029	660	625	DNF	DNF
18	6366	Allen Anderson	6.9	334	554	493	543	888	DNF	DNF	DNF	DNF

V class results

Congratulations Ron
Second Rodney



Position	Total	Skipper	%TA	Boat	Race							
					1	2	3	4	5	6	7	8
1	4714	Ron Campbell	-1.8	5	644	605	693	877	613	591	1046	691
2	4747	Rodney Ford	5.6	1	659	547	673	962	647	618	1059	641
3	5571	Graeme Raxworthy	-5.0	18	710	706	815	1182	712	729	1180	719

These results are usually divided into 3 sections. Section 1 are the official results.

Section 1

with MS 1,2 or 3 groups etc., results are NOT handicapped.

with MF, results are ALWAYS handicapped using a fixed handicap for each race.

with A and B or C fleets, results are ALWAYS handicapped using a variable handicap for each race.

Section 2

results are NEVER handicapped. The times are used to generate %TA values for section 3.

Section 3

ALWAYS shows percentage time adjusted handicapped results.

The mixture of handicapped and UNhandicapped results should keep everyone happy???

Thankyou race officers Russell

and Clyde