


Combined Class Results -->Club Racing 14-3-26 Mass Start 3 Groups














Well done Graham.
Congratulations

Second Dayele



Position

Race

	Total	Skipper	Group	Boat	1	2	3	4	5	6	7
1	13	Graham Parratt	0	J 333	1	6	5	1	3	1	2
2	24	Dayele Hobson	0	J 229	8	18	3	4	4	2	3
3	28	 Peter Bradley	50	J 363	4	2	7	5	9	9	1
4	34	 Robert Auton	50	J 353	10	7	11	3	2	8	4
5	40	 Glen Church	0	J 276	2	19	1	19	6	4	8
6	41	Bryan Treleaven	0	J 371	12	11	2	2	5	11	10
7	46	Clyde Rogers	0	V 3	11	4	4	10	13	10	7
8	50	 Peter Fisher	50	J 266	14	17	6	11	8	6	5
9	51	Russell Wenham	50	J 257	7	3	10	12	7	12	DNF
10	54	Ron Campbell	0	V 5	15	16	9	7	12	5	6
11	54	 Colin Freeman	50	J 81	6	8	12	6	15	7	DNF
12	57	 Cliff Bishop	0	J 269	13	15	13	9	10	3	9
13	68	Ross Mills	100	J 90	3	13	8	16	18	16	12
14	70	 Tony Taylor	100	J 344	17	9	18	15	1	17	11
15	71	 Ralph Biggs	100	V 14	9	5	16	18	11	14	16
16	72	George Kermedilidi	100	J 327	5	1	19	13	19	19	15
17	77	 Nick Richardson	50	J 258	19	14	14	8	14	13	14
18	85	 Allen Anderson	100	J 334	18	10	17	14	16	15	13
19	94	 Roger Banfield	100	J 249	16	12	15	17	17	18	17

Canterbury J
class results













Congratulations Graham
Second Dayele



Position

Race


	Total	Skipper	Group	Boat	1	2	3	4	5	6	7
1	12	Graham Parratt	0	333	1	4	4	1	3	1	2
2	24	Dayele Hobson	0	229	8	15	3	4	4	2	3
3	26	 Peter Bradley	50	363	4	2	6	5	9	8	1
4	30	 Robert Auton	50	353	9	5	9	3	2	7	4
5	35	 Glen Church	0	276	2	16	1	16	6	4	6
6	35	Bryan Treleaven	0	371	10	9	2	2	5	9	8
7	44	 Peter Fisher	50	266	12	14	5	9	8	5	5
8	45	Russell Wenham	50	257	7	3	8	10	7	10	DNF
9	46	 Colin Freeman	50	81	6	6	10	6	12	6	DNF
10	50	 Cliff Bishop	0	269	11	13	11	8	10	3	7
11	58	 Tony Taylor	100	344	14	7	15	13	1	14	9
12	58	Ross Mills	100	90	3	11	7	14	15	13	10
13	62	George Kermedilidi	100	327	5	1	16	11	16	16	13
14	65	 Nick Richardson	50	258	16	12	12	7	11	11	12
15	70	 Allen Anderson	100	334	15	8	14	12	13	12	11
16	79	 Roger Banfield	100	249	13	10	13	15	14	15	14

V
class results

Congratulations Ron
Second Clyde

Position

Race

	Total	Skipper	Group	Boat	1	2	3	4	5	6	7
1	10	Ron Campbell	0	5	3	3	2	1	2	1	1
2	10	Clyde Rogers	0	3	2	1	1	2	3	2	2
3	13	 Ralph Biggs	100	14	1	2	3	3	1	3	3

The above are place based results. Below are unhandicapped results showing times in seconds.

Combined Class Results -->Club Racing 14-3-26



Well done Graham.
Congratulations

Second Peter



Position	Total	Skipper	Group	Boat	Race						
					1	2	3	4	5	6	7
1	3093	Graham Parratt	0	J 333	446	525	512	637	680	463	510
2	3237	Peter Bradley	50	J 363	507	504	518	708	717	509	491
3	3294	 Robert Auton	50	J 353	534	532	534	701	662	504	528
4	3338	 Dayele Hobson	0	J 229	523	612	505	705	693	480	525
5	3355	Clyde Rogers	0	V 3	539	519	507	736	752	509	545
6	3361	 Glen Church	0	J 276	484	633	498	941	699	495	552
7	3382	 Peter Fisher	50	J 266	548	575	517	757	713	498	531
8	3399	Bryan Treleaven	0	J 371	544	560	502	684	697	517	592
9	3415	 Cliff Bishop	0	J 269	546	572	536	732	722	485	554
10	3418	Ron Campbell	0	V 5	551	573	527	730	744	498	539
11	3582	 Colin Freeman	50	J 81	516	533	536	728	768	501	DNF
12	3592	Russell Wenham	50	J 257	518	517	532	778	710	537	DNF
13	3594	 Ralph Biggs	100	V 14	528	520	574	840	737	587	648
14	3603	 Tony Taylor	100	J 344	554	549	637	796	647	619	597
15	3608	Ross Mills	100	J 90	506	566	520	812	902	603	601
16	3611	 Nick Richardson	50	J 258	574	571	541	732	758	551	642
17	3692	 Allen Anderson	100	J 334	556	552	577	795	796	594	618
18	3800	 Roger Banfield	100	J 249	552	564	555	835	894	637	657
19	3807	George Kermedilidi	100	J 327	508	492	685	779	956	697	646

**Canterbury J
class results**













Congratulations Graham

Second Peter



Position

Race

	Total	Skipper	Group	Boat	1	2	3	4	5	6	7
1	3093	Graham Parratt	0	333	446	525	512	637	680	463	510
2	3237	Peter Bradley	50	363	507	504	518	708	717	509	491
3	3294	 Robert Auton	50	353	534	532	534	701	662	504	528
4	3338	 Dayele Hobson	0	229	523	612	505	705	693	480	525
5	3361	 Glen Church	0	276	484	633	498	941	699	495	552
6	3382	 Peter Fisher	50	266	548	575	517	757	713	498	531
7	3399	Bryan Treleaven	0	371	544	560	502	684	697	517	592
8	3415	 Cliff Bishop	0	269	546	572	536	732	722	485	554
9	3582	 Colin Freeman	50	81	516	533	536	728	768	501	DNF
10	3592	Russell Wenham	50	257	518	517	532	778	710	537	DNF
11	3603	 Tony Taylor	100	344	554	549	637	796	647	619	597
12	3608	Ross Mills	100	90	506	566	520	812	902	603	601
13	3611	 Nick Richardson	50	258	574	571	541	732	758	551	642
14	3692	 Allen Anderson	100	334	556	552	577	795	796	594	618
15	3800	 Roger Banfield	100	249	552	564	555	835	894	637	657
16	3807	George Kermedilidi	0	327	508	492	685	779	956	697	646


**V
class results**

Congratulations Clyde

Second Ron

Position

Race

	Total	Skipper	Group	Boat	1	2	3	4	5	6	7
1	3355	Clyde Rogers	0	3	539	519	507	736	752	509	545
2	3418	Ron Campbell	0	5	551	573	527	730	744	498	539
3	3594	 Ralph Biggs	100	14	528	520	574	840	737	587	648












Time adjusted handicap results showing times in seconds and %TA rounded.

Combined Class Results -->Club Racing 14-3-26

Well done Clyde.
Congratulations

Second Peter



Position	Total	Skipper	%TA	Boat	Race						
					1	2	3	4	5	6	7
1	3323	Clyde Rogers	1.0	V 3	534	514	502	729	744	504	540
2	3392	Peter Bradley	-4.8	J 363	531	528	543	742	751	533	515
3	3417	Ross Mills	5.2	J 90	479	536	493	769	855	571	569
4	3437	 Allen Anderson	6.9	J 334	518	514	537	740	741	553	575
5	3456	 Robert Auton	-5.0	J 353	560	558	560	736	695	529	554
6	3478	Ron Campbell	-1.8	V 5	561	583	536	743	757	507	548
7	3502	George Kermedilidis	8.0	J 327	467	453	630	717	879	641	594
8	3553	 Cliff Bishop	-4.0	J 269	568	595	558	762	751	505	576
9	3553	Peter Fisher	-5.0	J 266	576	604	543	795	749	523	558
10	3581	 Tony Taylor	0.6	J 344	551	546	633	791	643	615	593
11	3602	 Roger Banfield	5.2	J 249	523	535	526	791	847	604	623
12	3627	 Glen Church	-7.9	J 276	522	683	538	1016	754	534	596
13	3648	Bryan Treleaven	-7.3	J 371	584	601	539	734	748	555	635
14	3662	 Graham Parratt	-18.4	J 333	528	622	606	754	805	548	604
15	3672	 Dayele Hobson	-10.0	J 229	575	673	556	776	762	528	578
16	3699	 Ralph Biggs	-2.9	V 14	543	535	591	865	759	604	667
17	3711	 Colin Freeman	-3.6	J 81	535	552	555	754	796	519	DNF
18	3724	 Nick Richardson	-3.1	J 258	592	589	558	755	782	568	662
19	4669	Russell Wenham	-30.0	J 257	673	672	692	1011	923	698	DNF












Canterbury J
class results



Congratulations Peter
Second Ross

Position

Race


	Total	Skipper	%TA	Boat	1	2	3	4	5	6	7
1	3392	Peter Bradley	-4.8	363	531	528	543	742	751	533	515
2	3417	Ross Mills	5.2	90	479	536	493	769	855	571	569
3	3437	 Allen Anderson	6.9	334	518	514	537	740	741	553	575
4	3456	 Robert Auton	-5.0	353	560	558	560	736	695	529	554
5	3502	George Kermedilidis	8.0	327	467	453	630	717	879	641	594
6	3553	 Cliff Bishop	-4.0	269	568	595	558	762	751	505	576
7	3553	 Peter Fisher	-5.0	266	576	604	543	795	749	523	558
8	3581	 Tony Taylor	0.6	344	551	546	633	791	643	615	593
9	3602	 Roger Banfield	5.2	249	523	535	526	791	847	604	623
10	3627	 Glen Church	-7.9	276	522	683	538	1016	754	534	596
11	3648	Bryan Treleaven	-7.3	371	584	601	539	734	748	555	635
12	3662	 Graham Parratt	-18.4	333	528	622	606	754	805	548	604
13	3672	 Dayele Hobson	-10.0	229	575	673	556	776	762	528	578
14	3711	 Colin Freeman	-3.6	81	535	552	555	754	796	519	DNF
15	3724	 Nick Richardson	-3.1	258	592	589	558	755	782	568	662
16	4669	Russell Wenham	-30.0	257	673	672	692	1011	923	698	DNF

V
class results

Congratulations Clyde
Second Ron

Position

Race

	Total	Skipper	%TA	Boat	1	2	3	4	5	6	7
1	3323	Clyde Rogers	1.0	3	534	514	502	729	744	504	540
2	3478	Ron Campbell	-1.8	5	561	583	536	743	757	507	548
3	3699	 Ralph Biggs	-2.9	14	543	535	591	865	759	604	667

Thankyou race officers Paul



and Chris

