
















**Combined Class Results -->Club Racing 7-2-26 Mass Start 3 Groups**

Well done Bryan.  
Congratulations

Second Cliff



Position	Total	Skipper	Group	Boat	Race						
					1	2	3	4	5	6	7
1	13	Bryan Treleaven	0	J 371	5	10	1	1	1	2	3
2	26	Cliff Bishop	0	J 269	4	1	10	5	4	12	2
3	26	 Peter Bradley	50	J 363	2	2	4	12	2	14	4
4	26	 Ron Bedyne	0	V 7	3	5	6	2	9	4	6
5	29	 Dayele Hobson	0	J 229	6	6	3	3	12	6	5
6	32	 Glen Church	50	J 276	1	3	14	11	7	9	1
7	40	 Al Ross	50	V 6	10	9	2	6	5	8	10
8	43	 Peter Fisher	0	J 266	19	8	5	4	8	11	7
9	49	Ron Campbell	50	J 355	9	14	9	10	6	7	8
10	59	 Ralph Biggs	50	V 14	11	7	8	17	14	10	9
11	62	 Robert Auton	50	J 353	8	11	7	9	3	DNF	DNF
12	64	 Tony Taylor	100	J 326	12	15	12	13	18	1	11
13	65	Chris Greer	50	J 356	16	4	13	7	15	13	13
14	74	 Barry Bissell	100	J 242	15	20	17	14	10	3	15
15	78	 Bob Torrie	100	J 227	13	13	16	DNF	17	5	14
16	88	Ross Mills	0	J 90	7	17	20	18	16	18	12
17	93	 Roy Bickerstaffe	50	J 275	20	16	15	15	13	16	18
18	95	Murray Dean	0	J 223	14	19	11	8	19	DNF	DNF
19	102	 Rodney Ford	100	V 1	18	18	19	16	20	15	16
20	112	Jeff Fenwick	100	V 2	17	21	22	19	21	17	17
21	121	Chris Borrill	100	J 151	22	22	18	DNF	11	DNF	DNF
22	126	 Allen Anderson	100	J 334	21	12	21	DNF	DNF	DNF	DNF
23	143	 Cliff Bishop	0	EC12 152	23	DNF	DNF	DNF	DNF	DNF	DNF



**V class results**



Congratulations Ron

Second Al



Position	Total	Skipper	Group	Boat	Race						
					1	2	3	4	5	6	7
1	7	Ron Bedyne	0	7	1	1	2	1	2	1	1
2	11	Al Ross	50	6	2	3	1	2	1	2	3
3	16	 Ralph Biggs	50	14	3	2	3	4	3	3	2
4	23	 Rodney Ford	100	1	5	4	4	3	4	4	4
5	29	Jeff Fenwick	100	2	4	5	5	5	5	5	5

**Canterbury J**  
**class results**













**Congratulations Bryan**

**Second Cliff**



**Position**

**Race**

	<b>Total</b>	<b>Skipper</b>	<b>Group</b>	<b>Boat</b>	<b>1</b>	<b>2</b>	<b>3</b>	<b>4</b>	<b>5</b>	<b>6</b>	<b>7</b>
<b>1</b>	12	<b>Bryan Treleaven</b>	<b>0</b>	<b>371</b>	4	<b>7</b>	1	1	1	2	3
<b>2</b>	21	<b>Cliff Bishop</b>	<b>0</b>	<b>269</b>	3	1	7	4	4	<b>9</b>	2
<b>3</b>	23 	<b>Peter Bradley</b>	<b>50</b>	<b>363</b>	2	2	3	10	2	<b>11</b>	4
<b>4</b>	24 	<b>Dayele Hobson</b>	<b>0</b>	<b>229</b>	5	5	2	2	<b>10</b>	5	5
<b>5</b>	27 	<b>Glen Church</b>	<b>50</b>	<b>276</b>	1	3	<b>11</b>	9	6	7	1
<b>6</b>	34 	<b>Peter Fisher</b>	<b>0</b>	<b>266</b>	<b>14</b>	6	4	3	7	8	6
<b>7</b>	40	<b>Ron Campbell</b>	<b>50</b>	<b>355</b>	8	<b>11</b>	6	8	5	6	7
<b>8</b>	48 	<b>Robert Auton</b>	<b>50</b>	<b>353</b>	7	8	5	7	3	<b>DNF</b>	<b>DNF</b>
<b>9</b>	50 	<b>Tony Taylor</b>	<b>100</b>	<b>326</b>	9	12	9	11	<b>15</b>	1	8
<b>10</b>	51	<b>Chris Greer</b>	<b>50</b>	<b>356</b>	<b>13</b>	4	10	5	12	10	10
<b>11</b>	61 	<b>Barry Bissell</b>	<b>100</b>	<b>242</b>	12	<b>16</b>	14	12	8	3	12
<b>12</b>	62 	<b>Bob Torrie</b>	<b>100</b>	<b>227</b>	10	10	13	<b>DNF</b>	14	4	11
<b>13</b>	69	<b>Ross Mills</b>	<b>0</b>	<b>90</b>	6	14	<b>16</b>	14	13	13	9
<b>14</b>	74	<b>Murray Dean</b>	<b>0</b>	<b>223</b>	11	15	8	6	16	<b>DNF</b>	<b>DNF</b>
<b>15</b>	74 	<b>Roy Bickerstaffe</b>	<b>50</b>	<b>275</b>	<b>15</b>	13	12	13	11	12	13
<b>16</b>	94	<b>Chris Borrill</b>	<b>100</b>	<b>151</b>	17	17	15	<b>DNF</b>	9	<b>DNF</b>	<b>DNF</b>
<b>17</b>	96 	<b>Allen Anderson</b>	<b>100</b>	<b>334</b>	16	9	17	<b>DNF</b>	<b>DNF</b>	<b>DNF</b>	<b>DNF</b>
















The above are place based results. Below are unhandicapped results showing times in seconds.

**Combined Class Results -->Club Racing 7-2-26**

Well done Bryan.  
Congratulations

Second Cliff



Position	Total	Skipper	Group	Boat	Race						
					1	2	3	4	5	6	7
1	3001	Bryan Treleaven	0	J 371	518	527	504	447	453	656	552
2	3103	Cliff Bishop	0	J 269	512	497	568	479	498	726	549
3	3113	 Ron Bedyne	0	V 7	502	510	544	459	529	664	569
4	3123	 Peter Bradley	50	J 363	499	498	537	558	475	775	556
5	3139	 Dayele Hobson	0	J 229	523	512	532	471	542	676	559
6	3187	 Glen Church	50	J 276	491	500	594	551	507	697	544
7	3228	 Al Ross	50	V 6	551	523	532	515	502	695	605
8	3244	 Peter Fisher	0	J 266	621	519	541	479	509	718	575
9	3309	Ron Campbell	50	J 355	534	568	565	550	503	691	589
10	3394	 Ralph Biggs	50	V 14	566	517	563	599	552	702	597
11	3405	Chris Greer	50	J 356	578	505	576	538	554	741	654
12	3453	 Tony Taylor	100	J 326	568	570	574	569	565	607	634
13	3559	 Robert Auton	50	J 353	528	548	547	548	488	DNF	DNF
14	3580	 Barry Bissell	100	J 242	576	593	641	580	529	661	673
15	3629	Ross Mills	0	J 90	528	575	710	613	556	857	647
16	3650	 Bob Torrie	100	J 227	569	566	626	DNF	558	668	663
17	3701	 Roy Bickerstaffe	50	J 275	630	573	620	587	542	793	749
18	3761	Murray Dean	0	J 223	574	587	570	544	586	DNF	DNF
19	3797	 Rodney Ford	100	V 1	601	583	706	598	627	782	682
20	3992	Jeff Fenwick	100	V 2	596	633	759	670	629	803	705
21	4315	Chris Borrill	100	J 151	706	633	644	DNF	532	DNF	DNF
22	4670	 Allen Anderson	100	J 334	656	564	750	DNF	DNF	DNF	DNF
23	5245	 Cliff Bishop	0	EC12 152	745	DNF	DNF	DNF	DNF	DNF	DNF



**V**  
**class results**



Congratulations Ron

Second Al





Position	Total	Skipper	Group	Boat	Race						
					1	2	3	4	5	6	7
1	3113	Ron Bedyne	0	7	502	510	544	459	529	664	569
2	3228	Al Ross	50	6	551	523	532	515	502	695	605
3	3394	 Ralph Biggs	50	14	566	517	563	599	552	702	597
4	3797	 Rodney Ford	100	1	601	583	706	598	627	782	682
5	3992	Jeff Fenwick	100	2	596	633	759	670	629	803	705

**Canterbury J  
class results**



**Congratulations Bryan  
Second Cliff**



Position	Total	Skipper	Group	Boat	Race						
					1	2	3	4	5	6	7
1	3001	Bryan Treleaven	0	371	518	527	504	447	453	656	552
2	3103	Cliff Bishop	0	269	512	497	568	479	498	726	549
3	3123	 Peter Bradley	50	363	499	498	537	558	475	775	556
4	3139	 Dayele Hobson	0	229	523	512	532	471	542	676	559
5	3187	 Glen Church	50	276	491	500	594	551	507	697	544
6	3244	 Peter Fisher	0	266	621	519	541	479	509	718	575
7	3309	Ron Campbell	50	355	534	568	565	550	503	691	589
8	3405	Chris Greer	50	356	578	505	576	538	554	741	654
9	3453	 Tony Taylor	100	326	568	570	574	569	565	607	634
10	3559	 Robert Auton	50	353	528	548	547	548	488	DNF	DNF
11	3580	 Barry Bissell	100	242	576	593	641	580	529	661	673
12	3629	Ross Mills	0	90	528	575	710	613	556	857	647
13	3650	 Bob Torrie	100	227	569	566	626	DNF	558	668	663
14	3701	 Roy Bickerstaffe	50	275	630	573	620	587	542	793	749
15	3761	Murray Dean	0	223	574	587	570	544	586	DNF	DNF
16	4315	Chris Borrill	100	151	706	633	644	DNF	532	DNF	DNF
17	4670	 Allen Anderson	100	334	656	564	750	DNF	DNF	DNF	DNF
















Time adjusted handicap results showing times in seconds and %TA rounded.

**Combined Class Results -->Club Racing 7-2-26**

Well done Bryan.  
Congratulations

Second Cliff



Position	Total	Skipper	%TA	Boat	Race						
					1	2	3	4	5	6	7
1	3193	Bryan Treleaven	-6.4	J 371	551	561	536	476	482	698	587
2	3205	Cliff Bishop	-3.3	J 269	529	513	587	495	514	750	567
3	3274	 Peter Bradley	-4.8	J 363	523	522	563	585	498	812	583
4	3336	Chris Greer	2.0	J 356	566	495	564	527	543	726	641
5	3399	 Al Ross	-5.3	V 6	580	551	560	542	529	732	637
6	3401	 Peter Fisher	-4.8	J 266	651	544	567	502	534	753	603
7	3408	 Glen Church	-7.0	J 276	525	535	635	589	542	746	582
8	3420	Ron Campbell	-3.3	J 355	552	587	584	568	520	714	609
9	3434	 Dayele Hobson	-9.4	J 229	572	560	582	515	593	740	612
10	3479	 Barry Bissell	2.8	J 242	560	576	623	564	514	642	654
11	3534	 Bob Torrie	3.2	J 227	551	548	606	DNF	540	647	642
12	3559	Jeff Fenwick	10.8	V 2	531	564	677	597	561	716	629
13	3566	 Ralph Biggs	-5.1	V 14	595	543	592	629	580	738	627
14	3610	 Ron Bedyne	-16.0	V 7	582	591	631	532	614	770	660
15	3612	 Roy Bickerstaffe	2.4	J 275	615	559	605	573	529	774	731
16	3618	 Rodney Ford	4.7	V 1	573	555	673	570	597	745	650
17	3960	 Robert Auton	-4.9	J 353	554	575	574	575	512	DNF	DNF
18	4489	 Tony Taylor	-30.0	J 326	738	741	746	740	735	789	824
19	4718	Ross Mills	-30.0	J 90	686	748	923	797	723	1114	841
20	4732	Chris Borrill	4.9	J 151	671	602	613	DNF	506	DNF	DNF
21	4889	Murray Dean	-30.0	J 223	746	763	741	707	762	DNF	DNF
22	5361	 Allen Anderson	6.1	J 334	616	530	705	DNF	DNF	DNF	DNF
23	6647	 Cliff Bishop	-6.9	EC12 152	797	DNF	DNF	DNF	DNF	DNF	DNF




**V**  
**class results**



Congratulations Al

Second Jeff












Position	Total	Skipper	%TA	Boat	Race						
					1	2	3	4	5	6	7
1	3399	Al Ross	-5.3	6	580	551	560	542	529	732	637
2	3559	Jeff Fenwick	10.8	2	531	564	677	597	561	716	629
3	3566	 Ralph Biggs	-5.1	14	595	543	592	629	580	738	627
4	3610	 Ron Bedyne	-16.0	7	582	591	631	532	614	770	660
5	3618	 Rodney Ford	4.7	1	573	555	673	570	597	745	650

**Canterbury J  
class results**



**Congratulations Bryan  
Second Cliff**



Position	Total	Skipper	%TA	Boat	Race						
					1	2	3	4	5	6	7
1	3193	Bryan Treleaven	-6.4	371	551	561	536	476	482	698	587
2	3205	Cliff Bishop	-3.3	269	529	513	587	495	514	750	567
3	3274	 Peter Bradley	-4.8	363	523	522	563	585	498	812	583
4	3336	Chris Greer	2.0	356	566	495	564	527	543	726	641
5	3401	 Peter Fisher	-4.8	266	651	544	567	502	534	753	603
6	3408	 Glen Church	-7.0	276	525	535	635	589	542	746	582
7	3420	Ron Campbell	-3.3	355	552	587	584	568	520	714	609
8	3434	 Dayele Hobson	-9.4	229	572	560	582	515	593	740	612
9	3479	 Barry Bissell	2.8	242	560	576	623	564	514	642	654
10	3534	 Bob Torrie	3.2	227	551	548	606	DNF	540	647	642
11	3612	 Roy Bickerstaffe	2.4	275	615	559	605	573	529	774	731
12	3960	Robert Auton	-4.9	353	554	575	574	575	512	DNF	DNF
13	4489	 Tony Taylor	-30.0	326	738	741	746	740	735	789	824
14	4718	Ross Mills	-30.0	90	686	748	923	797	723	1114	841
15	4732	Chris Borrill	4.9	151	671	602	613	DNF	506	DNF	DNF
16	4889	Murray Dean	-30.0	223	746	763	741	707	762	DNF	DNF
17	5361	 Allen Anderson	6.1	334	616	530	705	DNF	DNF	DNF	DNF

**Thankyou race officers Dayele**



**and Jim**



Prepared Saturday, 7 February 2026, 3:22 PM

Copyright P. Knight