

Combined Class Results -->Club Racing 21-2-26 Mark Foy start

**Well done Murray.
Congratulations**

Second Roy



Position

Race

	Total	Skipper	MF-Time	Boat	1	2	3	4	5	6	7	8
1	32	Murray Dean	0	J 223	5	1	1	1	1	2	DNF	DNF
2	42	Roy Bickerstaffe	20	J 275	2	2	11	12	16	1	7	7
3	43	Colin Freeman	40	J 81	1	3	4	14	2	17	10	9
4	45	Bryan Treleaven	80	J 371	8	10	8	11	3	9	1	6
5	48	Graham Parratt	120	J 333	13	6	9	13	8	7	3	2
6	49	Ron Campbell	60	J 355	7	4	3	8	11	5	11	14
7	51	Nick Richardson	40	J 258	6	7	6	2	14	14	2	DNF
8	52	Tony Taylor	20	J 344	11	5	20	4	4	10	6	12
9	58	Ross Mills	0	J 90	4	8	2	6	17	13	8	DNF
10	59	Ralph Biggs	40	V 14	19	15	12	5	5	6	5	11
11	61	Ron Bedyne	120	V 7	17	14	5	19	6	12	4	3
12	65	Derek Kraak	60	J 308	14	13	14	7	13	3	16	1
13	71	Dayele Hobson	100	J 229	3	DNF	10	16	DNF	8	9	4
14	78	Glen Church	80	J 276	12	12	13	15	15	4	14	8
15	82	Rodney Ford	0	V 1	9	9	17	9	7	20	18	13
16	90	Cliff Bishop	80	J 269	15	17	15	17	12	11	15	5
17	91	Peter Bradley	80	J 363	16	11	16	10	9	18	13	16
18	91	Al Ross	60	V 6	10	16	18	20	10	15	12	10
19	99	Roger Banfield	0	J 249	20	18	7	3	18	16	17	DNF
20	127	Jeff Fenwick	0	V 2	18	19	19	18	19	19	19	15

V

class results

Congratulations Ron

Second Ralph



Position

Race

	Total	Skipper	MF-Time	Boat	1	2	3	4	5	6	7	8
1	12	Ron Bedyne	120	7	3	2	1	4	2	2	1	1
2	13	Ralph Biggs	40	14	5	3	2	1	1	1	2	3
3	18	Rodney Ford	0	1	1	1	3	2	3	5	4	4
4	22	Al Ross	60	6	2	4	4	5	4	3	3	2
5	31	Jeff Fenwick	0	2	4	5	5	3	5	4	5	5

**Canterbury J
class results**













**Congratulations Murray
Second Roy**



Position

Race

	Total	Skipper	MF-Time	Boat	1	2	3	4	5	6	7	8
1	27	Murray Dean	0	223	5	1	1	1	1	2	DNF	DNF
2	36	Roy Bickerstaffe	20	275	2	2	10	10	12	1	5	6
3	38 	Colin Freeman	40	81	1	3	4	12	2	14	8	8
4	41	Bryan Treleaven	80	371	8	9	7	9	3	8	1	5
5	41 	Graham Parratt	120	333	11	6	8	11	5	6	3	2
6	42	Ron Campbell	60	355	7	4	3	7	7	5	9	10
7	44 	Nick Richardson	40	258	6	7	5	2	10	12	2	DNF
8	44 	Tony Taylor	20	344	9	5	15	4	4	9	4	9
9	49	Ross Mills	0	90	4	8	2	5	13	11	6	DNF
10	55 	Derek Kraak	60	308	12	12	12	6	9	3	13	1
11	59 	Dayele Hobson	100	229	3	DNF	9	14	DNF	7	7	3
12	65 	Glen Church	80	276	10	11	11	13	11	4	11	7
13	73 	Cliff Bishop	80	269	13	13	13	15	8	10	12	4
14	73 	Peter Bradley	80	363	14	10	14	8	6	15	10	11
15	79 	Roger Banfield	0	249	15	14	6	3	14	13	14	DNF

The above are place based results. Below are unhandicapped results showing times in seconds.

Combined Class Results -->Club Racing 21-2-26



Well done Graham.
Congratulations



Second Ron

Position	Total	Skipper	MF-Time	Boat	Race							
					1	2	3	4	5	6	7	8
1	4122	Graham Parratt	120	J 333	594	538	593	624	638	601	606	566
2	4246	Ron Bedyne	120	V 7	641	584	561	668	621	626	609	604
3	4396	Bryan Treleaven	80	J 371	615	604	629	637	614	656	641	669
4	4497	Ron Campbell	60	J 355	633	576	617	629	722	627	693	798
5	4555	Derek Kraak	60	J 308	685	643	683	625	729	609	711	599
6	4568	Glen Church	80	J 276	631	621	661	681	715	602	685	687
7	4652	Peter Bradley	80	J 363	680	618	669	625	690	693	677	784
8	4658	Colin Freeman	40	J 81	629	582	639	715	651	732	710	738
9	4674	Nick Richardson	40	J 258	646	619	651	603	752	719	684	DNF
10	4688	Cliff Bishop	80	J 269	667	651	665	691	706	661	688	665
11	4727	Roy Bickerstaffe	20	J 275	657	582	699	719	779	612	716	742
12	4744	Ralph Biggs	40	V 14	733	666	689	620	681	660	695	753
13	4814	Dayele Hobson	100	J 229	579	DNF	615	667	DNF	625	647	629
14	4835	Al Ross	60	V 6	644	649	711	734	712	702	694	723
15	4853	Tony Taylor	20	J 344	688	621	1002	631	693	718	716	786
16	4887	Murray Dean	0	J 223	684	594	636	586	676	659	DNF	DNF
17	4965	Ross Mills	0	J 90	681	664	655	666	802	758	739	DNF
18	5258	Rodney Ford	0	V 1	702	680	756	703	757	844	821	839
19	5306	Roger Banfield	0	J 249	849	737	705	648	812	770	785	DNF
20	5561	Jeff Fenwick	0	V 2	763	741	778	779	854	783	922	863

V

class results



Congratulations Ron

Second Ralph



Position	Total	Skipper	MF-Time	Boat	Race							
					1	2	3	4	5	6	7	8
1	4246	Ron Bedyne	120	7	641	584	561	668	621	626	609	604
2	4744	Ralph Biggs	40	14	733	666	689	620	681	660	695	753
3	4835	Al Ross	60	6	644	649	711	734	712	702	694	723
4	5258	Rodney Ford	0	1	702	680	756	703	757	844	821	839
5	5561	Jeff Fenwick	0	2	763	741	778	779	854	783	922	863

Canterbury J class results



Congratulations Graham
Second Bryan

Position	Total	Skipper	MF-Time	Boat	Race							
					1	2	3	4	5	6	7	8
1	4122	Graham Parratt	120	333	594	538	593	624	638	601	606	566
2	4396	Bryan Treleaven	80	371	615	604	629	637	614	656	641	669
3	4497	Ron Campbell	60	355	633	576	617	629	722	627	693	798
4	4555	Derek Kraak	60	308	685	643	683	625	729	609	711	599
5	4568	Glen Church	80	276	631	621	661	681	715	602	685	687
6	4652	Peter Bradley	80	363	680	618	669	625	690	693	677	784
7	4658	Colin Freeman	40	81	629	582	639	715	651	732	710	738
8	4674	Nick Richardson	40	258	646	619	651	603	752	719	684	DNF
9	4688	Cliff Bishop	80	269	667	651	665	691	706	661	688	665
10	4727	Roy Bickerstaffe	20	275	657	582	699	719	779	612	716	742
11	4814	Dayele Hobson	100	229	579	DNF	615	667	DNF	625	647	629
12	4853	Tony Taylor	20	344	688	621	1002	631	693	718	716	786
13	4887	Murray Dean	0	223	684	594	636	586	676	659	DNF	DNF
14	4965	Ross Mills	0	90	681	664	655	666	802	758	739	DNF
15	5306	Roger Banfield	0	249	849	737	705	648	812	770	785	DNF

Time adjusted handicap results showing times in seconds and %TA rounded.

Combined Class Results -->Club Racing 21-2-26



Well done Roy.
Congratulations

Second Ron

Position	Total	Skipper	%TA	Boat	Race							
					1	2	3	4	5	6	7	8
1	4574	Roy Bickerstaffe	3.3	J 275	636	563	676	696	754	592	693	718
2	4647	Ron Campbell	-3.3	J 355	654	595	638	650	746	648	716	825
3	4704	Ross Mills	5.2	J 90	645	629	621	631	760	718	700	DNF
4	4712	Bryan Treleaven	-7.2	J 371	659	648	674	683	658	703	687	717
5	4770	Derek Kraak	-4.7	J 308	717	673	715	655	763	638	745	627
6	4829	Tony Taylor	0.5	J 344	685	618	997	628	690	714	712	782
7	4833	Colin Freeman	-3.7	J 81	653	604	663	742	675	759	737	766
8	4835	Nick Richardson	-3.4	J 258	668	640	673	624	778	744	708	DNF
9	4848	Murray Dean	0.9	J 223	678	589	630	581	670	653	DNF	DNF
10	4877	Ron Bedyne	-14.9	V 7	736	671	644	767	713	719	700	694
11	4878	Cliff Bishop	-4.0	J 269	694	677	692	719	734	688	716	692
12	4899	Peter Bradley	-5.3	J 363	716	651	704	658	727	730	713	826
13	4902	Graham Parratt	-18.9	J 333	706	640	705	742	759	715	721	673
14	4934	Ralph Biggs	-4.0	V 14	762	693	717	645	708	686	723	783
15	4956	Glen Church	-8.5	J 276	685	674	717	739	776	653	743	745
16	4976	Jeff Fenwick	10.5	V 2	683	663	696	697	764	701	825	772
17	4988	Rodney Ford	5.2	V 1	666	645	717	667	718	800	779	796
18	5085	Al Ross	-5.2	V 6	677	683	748	772	749	738	730	760
19	5109	Roger Banfield	3.7	J 249	817	710	679	624	782	741	756	DNF
20	5191	Dayele Hobson	-10.1	J 229	638	DNF	677	735	DNF	688	713	693

V
class results



Congratulations Ron

Second Ralph













Position	Total	Skipper	%TA	Boat	Race							
					1	2	3	4	5	6	7	8
1	4877	Ron Bedyne	-14.9	7	736	671	644	767	713	719	700	694
2	4934	Ralph Biggs	-4.0	14	762	693	717	645	708	686	723	783
3	4976	Jeff Fenwick	10.5	2	683	663	696	697	764	701	825	772
4	4988	Rodney Ford	5.2	1	666	645	717	667	718	800	779	796
5	5085	Al Ross	-5.2	6	677	683	748	772	749	738	730	760

Canterbury J class results



Congratulations Roy
Second Ron

Position	Total	Skipper	%TA	Boat	Race							
					1	2	3	4	5	6	7	8
1	4574	Roy Bickerstaffe	3.3	275	636	563	676	696	754	592	693	718
2	4647	Ron Campbell	-3.3	355	654	595	638	650	746	648	716	825
3	4704	Ross Mills	5.2	90	645	629	621	631	760	718	700	DNF
4	4712	Bryan Treleaven	-7.2	371	659	648	674	683	658	703	687	717
5	4770	 Derek Kraak	-4.7	308	717	673	715	655	763	638	745	627
6	4829	 Tony Taylor	0.5	344	685	618	997	628	690	714	712	782
7	4833	 Colin Freeman	-3.7	81	653	604	663	742	675	759	737	766
8	4835	 Nick Richardson	-3.4	258	668	640	673	624	778	744	708	DNF
9	4848	Murray Dean	0.9	223	678	589	630	581	670	653	DNF	DNF
10	4878	 Cliff Bishop	-4.0	269	694	677	692	719	734	688	716	692
11	4899	 Peter Bradley	-5.3	363	716	651	704	658	727	730	713	826
12	4902	 Graham Parratt	-18.9	333	706	640	705	742	759	715	721	673
13	4956	 Glen Church	-8.5	276	685	674	717	739	776	653	743	745
14	5109	 Roger Banfield	3.7	249	817	710	679	624	782	741	756	DNF
15	5191	 Dayele Hobson	-10.1	229	638	DNF	677	735	DNF	688	713	693

Thankyou race officers Chris

and Barry



Prepared Saturday, 21 February 2026, 3:48 PM

Copyright P. Knight