





















Combined Class Results --> Bert George Pennant 17-1-26 Mark Foy start

Well done George.
Congratulations

Second Nick



Position	Total	Skipper	MF-Time	Boat	Race						
					1	2	3	4	5	6	7
1	31	George Kermedilidis	0	J 327	12	3	5	3	21	7	1
2	32	Nick Richardson	40	J 258	5	4	4	20	6	1	12
3	33	 Peter Fisher	60	J 266	4	2	14	15	4	2	7
4	37	 Robert Auton	60	J 353	3	11	12	8	3	8	4
5	41	 Chris Stricker	60	J 306	1	9	10	5	7	9	14
6	42	 Allen Anderson	0	J 334	9	14	1	1	17	15	2
7	44	 Bob Torrie	20	J 227	22	1	13	2	1	12	15
8	44	 Graham Parratt	120	J 333	8	10	8	19	12	3	3
9	48	 Michael Inns	60	J 310	11	6	15	4	16	6	6
10	51	 Glen Church	60	J 276	16	7	6	10	8	4	20
11	59	 Dayele Hobson	100	J 229	15	17	7	6	9	21	5
12	60	 Barry Bissell	0	J 242	21	20	2	12	5	10	11
13	61	 Ralph Biggs	40	J 303	14	16	3	7	11	19	10
14	66	 Peter Bradley	60	J 363	19	5	20	18	10	5	9
15	68	 Tony Taylor	40	J 344	2	19	21	14	2	13	18
16	69	 Graeme Raxworthy	80	V 12	7	15	11	9	14	18	13
17	70	 Bryan Treleaven	80	J 371	17	8	9	16	15	14	8
18	83	 Dan Thomas	80	J 211	10	22	17	11	13	16	16
19	87	 Rodney Ford	20	V 1	6	13	18	13	18	20	19
20	104	 Roy Bickerstaffe	40	J 275	13	18	19	21	20	17	17
21	112	 Cliff Bishop	80	J 269	20	12	DNF	DNF	DNF	11	DNF
22	113	 Roger Banfield	80	J 249	18	21	16	17	19	22	DNF

Canterbury J class results





















Congratulations George
Second Nick



Position

Race

	Total	Skipper	MF-Time	Boat	1	2	3	4	5	6	7
1	29	George Kermedilidis	0	327	10	3	5	3	19	7	1
2	32	Nick Richardson	40	258	5	4	4	18	6	1	12
3	32	 Peter Fisher	60	266	4	2	13	13	4	2	7
4	37	 Robert Auton	60	353	3	11	11	8	3	8	4
5	39	 Allen Anderson	0	334	7	13	1	1	16	15	2
6	41	 Chris Stricker	60	306	1	9	10	5	7	9	13
7	42	 Bob Torrie	20	227	20	1	12	2	1	12	14
8	42	 Graham Parratt	120	333	6	10	8	17	12	3	3
9	45	 Michael Inns	60	310	9	6	14	4	15	6	6
10	48	 Glen Church	60	276	14	7	6	9	8	4	18
11	55	 Dayele Hobson	100	229	13	15	7	6	9	19	5
12	57	 Barry Bissell	0	242	19	18	2	11	5	10	11
13	57	 Ralph Biggs	40	303	12	14	3	7	11	18	10
14	62	 Peter Bradley	60	363	17	5	18	16	10	5	9
15	63	 Tony Taylor	40	344	2	17	19	12	2	13	17
16	67	 Bryan Treleaven	80	371	15	8	9	14	14	14	8
17	78	 Dan Thomas	80	211	8	20	16	10	13	16	15
18	95	 Roy Bickerstaffe	40	275	11	16	17	19	18	17	16
19	102	 Roger Banfield	80	249	16	19	15	15	17	20	DNF
20	104	 Cliff Bishop	80	269	18	12	DNF	DNF	DNF	11	DNF

Thankyou race officers Jeff

and Ron



Prepared Saturday, 17 January 2026, 3:27 PM

Copyright P. Knight