

Combined Class Results -->Club Racing 1-11-25 A and B Fleets



**Well done Graham.
Congratulations**

Second Peter



Position

Race

	Total	Skipper	Boat	1	2	3	4	5	6	7	8
1	11	Graham Parratt	J 333	1	8	2	2	2	2	1	1
2	16	Peter Fisher	J 266	2	1	1	1	4	3	4	4
3	45	Ralph Biggs	V 14	5	6	14	4	3	1	13	13
4	45	Peter Bradley	J 321	6	4	9	11	10	14	2	3
5	46	Barry Bissell	J 242	15	5	3	3	5	13	6	11
6	46	Bryan Treleaven	J 371	13	10	5	12	7	4	3	5
7	48	Cliff Bishop	J 269	10	3	8	5	6	15	10	6
8	51	Tony Taylor	J 344	3	14	13	6	1	8	8	12
9	60	Roy Bickerstaffe	J 275	11	15	11	13	8	10	5	2
10	60	Al Ross	V 6	8	11	6	9	11	5	11	10
11	60	Roger Banfield	J 249	7	9	12	8	14	7	9	8
12	62	Murray Dean	J 294	12	12	7	7	9	6	16	9
13	68	Graeme Raxworthy	V 2	9	7	16	10	12	9	7	14
14	71	Rodney Ford	V 1	4	13	10	15	13	12	12	7
15	84	Ross Mills	J 90	14	2	4	DNF	DNF	16	14	DNF
16	101	Murray Irwin	J 145	16	16	15	14	15	11	15	15

V

class results



Congratulations Ralph

Second Al



Position

Race

	Total	Skipper	Boat	1	2	3	4	5	6	7	8
1	12	Ralph Biggs	14	2	1	3	1	1	1	4	3
2	14	Al Ross	6	3	3	1	2	2	2	2	2
3	19	Rodney Ford	1	1	4	2	4	4	4	3	1
4	20	Graeme Raxworthy	2	4	2	4	3	3	3	1	4

Canterbury J class results









Congratulations Graham
Second Peter



Position

Race

	Total	Skipper	Boat	1	2	3	4	5	6	7	8
1	10	Graham Parratt	333	1	6	2	2	2	1	1	1
2	14	Peter Fisher	266	2	1	1	1	3	2	4	4
3	38	 Peter Bradley	321	4	4	8	8	9	10	2	3
4	39	 Barry Bissell	242	11	5	3	3	4	9	6	9
5	39	Bryan Treleaven	371	9	8	5	9	6	3	3	5
6	40	 Cliff Bishop	269	6	3	7	4	5	11	9	6
7	42	 Tony Taylor	344	3	10	11	5	1	6	7	10
8	47	 Roy Bickerstaffe	275	7	11	9	10	7	7	5	2
9	49	Murray Dean	294	8	9	6	6	8	4	12	8
10	49	 Roger Banfield	249	5	7	10	7	10	5	8	7
11	64	Ross Mills	90	10	2	4	DNF	DNF	12	10	DNF
12	76	Murray Irwin	145	12	12	12	11	11	8	11	11

The above are place based results. Below are unhandicapped results showing times in seconds.

Combined Class Results -->Club Racing 1-11-25



Well done Graham.
Congratulations

Second Peter



Position

Race

Total	Skipper	Boat	1	2	3	4	5	6	7	8
1 2852	Graham Parratt	J 333	400	509	421	357	410	393	362	624
2 2922	Peter Fisher	J 266	476	463	386	344	435	424	394	688
3 3276	Ralph Biggs	V 14	506	500	529	443	418	382	498	829
4 3341	Barry Bissell	J 242	573	552	426	361	436	527	466	759
5 3343	Cliff Bishop	J 269	481	525	479	388	440	532	498	760
6 3367	Tony Taylor	J 344	488	546	588	455	408	471	411	768
7 3408	Bryan Treleaven	J 371	501	575	522	468	501	454	387	690
8 3516	Al Ross	V 6	464	517	534	441	561	520	479	809
9 3518	Roger Banfield	J 249	462	512	582	492	528	529	413	788
10 3530	Peter Bradley	J 321	456	477	495	520	550	589	443	681
11 3539	Murray Dean	J 294	499	587	535	401	467	527	523	798
12 3656	Graeme Raxworthy	V 2	479	561	535	510	570	532	469	783
13 3707	Roy Bickerstaffe	J 275	549	629	561	535	503	473	457	666
14 3855	Rodney Ford	V 1	496	530	560	580	578	562	549	780
15 4148	Murray Irwin	J 145	607	650	592	557	608	554	580	84249
16 79646	Ross Mills	J 90	563	524	433	DNF	DNF	633	571	DNF

V class results



Congratulations Ralph

Second Al



Position

Race

Total	Skipper	Boat	1	2	3	4	5	6	7	8
1 3276	Ralph Biggs	14	506	500	529	443	418	382	498	829
2 3516	Al Ross	6	464	517	534	441	561	520	479	809
3 3656	Graeme Raxworthy	2	479	561	535	510	570	532	469	783
4 3855	Rodney Ford	1	496	530	560	580	578	562	549	780

Canterbury J class results



Congratulations Graham

Second Peter



Position

Race

Total	Skipper	Boat	1	2	3	4	5	6	7	8
1 2852	Graham Parratt	333	400	509	421	357	410	393	362	624
2 2922	Peter Fisher	266	476	463	386	344	435	424	394	688
3 3341	Barry Bissell	242	573	552	426	361	436	527	466	759
4 3343	Cliff Bishop	269	481	525	479	388	440	532	498	760
5 3367	Tony Taylor	344	488	546	588	455	408	471	411	768
6 3408	Bryan Treleaven	371	501	575	522	468	501	454	387	690
7 3518	Roger Banfield	249	462	512	582	492	528	529	413	788
8 3530	Peter Bradley	321	456	477	495	520	550	589	443	681
9 3539	Murray Dean	294	499	587	535	401	467	527	523	798
10 3707	Roy Bickerstaffe	275	549	629	561	535	503	473	457	666
11 4148	Murray Irwin	145	607	650	592	557	608	554	580	84249
12 79646	Ross Mills	90	563	524	433	DNF	DNF	633	571	DNF

Time adjusted handicap results showing times in seconds and %TA rounded.

Combined Class Results -->Club Racing 1-11-25



Well done Peter.
Congratulations

Second Barry



Position

Race

Total	Skipper	%TA	Boat	1	2	3	4	5	6	7	8
1 2997	Peter Fisher	-2.6	J 266	488	475	396	353	446	435	404	706
2 3187	Barry Bissell	4.6	J 242	547	527	406	344	416	503	444	724
3 3317	Tony Taylor	1.5	J 344	481	538	579	448	402	464	405	756
4 3365	Graham Parratt	-17.9	J 333	472	600	497	421	484	464	427	736
5 3400	Ralph Biggs	-3.8	V 14	525	519	549	460	434	396	517	860
6 3435	Cliff Bishop	-2.8	J 269	494	539	492	399	452	547	512	781
7 3581	Roy Bickerstaffe	3.4	J 275	530	608	542	517	486	457	441	643
8 3597	Bryan Treleaven	-5.5	J 371	529	607	551	494	529	479	408	728
9 3624	Peter Bradley	-2.6	J 321	468	490	508	534	564	605	455	699
10 3631	Murray Dean	-2.6	J 294	512	602	549	411	479	541	537	819
11 3675	Rodney Ford	4.6	V 1	473	505	534	553	551	536	523	744
12 3689	Murray Irwin	11.1	J 145	540	578	526	495	541	493	516	74923
13 3719	Al Ross	-5.8	V 6	491	547	565	466	593	550	507	856
14 3801	Graeme Raxworthy	4.0	V 2	498	583	556	530	593	553	488	814
15 4575	Roger Banfield	-30.0	J 249	601	666	757	640	686	688	537	1024
16 59768	Ross Mills	10.8	J 90	502	468	386	DNF	DNF	565	509	DNF

V class results



Congratulations Ralph

Second Rodney



Position

Race

Total	Skipper	%TA	Boat	1	2	3	4	5	6	7	8
1 3400	Ralph Biggs	-3.8	14	525	519	549	460	434	396	517	860
2 3675	Rodney Ford	4.6	1	473	505	534	553	551	536	523	744
3 3719	Al Ross	-5.8	6	491	547	565	466	593	550	507	856
4 3801	Graeme Raxworthy	4.0	2	498	583	556	530	593	553	488	814

Canterbury J class results



Congratulations Peter

Second Barry



Position

Race

Total	Skipper	%TA	Boat	1	2	3	4	5	6	7	8
1 2997	Peter Fisher	-2.6	266	488	475	396	353	446	435	404	706
2 3187	Barry Bissell	4.6	242	547	527	406	344	416	503	444	724
3 3317	Tony Taylor	1.5	344	481	538	579	448	402	464	405	756
4 3365	Graham Parratt	-17.9	333	472	600	497	421	484	464	427	736
5 3435	Cliff Bishop	-2.8	269	494	539	492	399	452	547	512	781
6 3581	Roy Bickerstaffe	3.4	275	530	608	542	517	486	457	441	643
7 3597	Bryan Treleaven	-5.5	371	529	607	551	494	529	479	408	728
8 3624	Peter Bradley	-2.6	321	468	490	508	534	564	605	455	699
9 3631	Murray Dean	-2.6	294	512	602	549	411	479	541	537	819
10 3689	Murray Irwin	11.1	145	540	578	526	495	541	493	516	74923
11 4575	Roger Banfield	-30.0	249	601	666	757	640	686	688	537	1024
12 59768	Ross Mills	10.8	90	502	468	386	DNF	DNF	565	509	DNF

Thankyou race officers Ron



and Robert



Prepared Sunday, 2 November 2025, 2:26 PM

Copyright P. Knight