

Combined Class Results -->Warwick Stephens 18-10-25 Mass start



Well done Graham.
Congratulations

Second Cliff



Position

Race

	Total	Skipper	Boat	1	2	3	4	5	6	7	8
1	16	Graham Parratt	J 333	1	3	6	1	4	1	3	3
2	30	Cliff Bishop	EC12 152	10	6	1	7	3	2	1	DNF
3	32	Dayele Hobson	J 229	6	8	3	8	2	12	4	1
4	37	Al Ross	V 6	4	1	11	5	1	11	5	10
5	37	Peter Bradley	J 321	11	10	5	2	7	6	2	5
6	42	Tony Taylor	J 344	7	9	8	4	6	7	8	2
7	42	Cliff Bishop	J 269	5	4	4	6	11	4	12	8
8	55	Ron Campbell	J 355	14	5	7	3	12	10	7	11
9	57	Murray Dean	J 294	9	11	2	13	5	8	13	9
10	60	Ralph Biggs	V 14	3	2	10	12	14	13	6	14
11	64	Bob Torrie	EC12 134	8	7	9	11	10	DNF	15	4
12	68	Roy Bickerstaffe	J 275	12	12	12	10	9	3	10	12
13	78	Mark Cornell	J 161	13	16	16	14	8	9	11	7
14	86	Chris Greer	J 356	15	14	14	15	13	DNF	9	6
15	93	Roger Banfield	V 249	18	15	15	16	15	5	14	13
16	98	Derek Kraak	J 308	2	13	17	9	DNF	DNF	DNF	DNF
17	123	George Kermedilidis	J 327	17	DNF	13	17	DNF	DNF	DNF	DNF
18	126	Allen Anderson	J 334	16	17	18	18	DNF	DNF	DNF	DNF

V

class results



Congratulations Al

Second Ralph



Position

Race

	Total	Skipper	Boat	1	2	3	4	5	6	7	8
1	9	Al Ross	6	2	1	2	1	1	2	1	1
2	13	Ralph Biggs	14	1	2	1	2	2	3	2	3
3	18	Roger Banfield	249	3	3	3	3	3	1	3	2

Canterbury J class results









Congratulations Graham
Second Dayele



Position

Race

	Total	Skipper	Boat	1	2	3	4	5	6	7	8
1	11	Graham Parratt	333	1	1	5	1	2	1	2	3
2	21	Dayele Hobson	229	4	4	2	6	1	9	3	1
3	26	 Peter Bradley	321	7	6	4	2	5	4	1	4
4	30	 Tony Taylor	344	5	5	7	4	4	5	5	2
5	31	 Cliff Bishop	269	3	2	3	5	8	3	9	7
6	40	Murray Dean	294	6	7	1	9	3	6	10	8
7	42	Ron Campbell	355	10	3	6	3	9	8	4	9
8	48	 Roy Bickerstaffe	275	8	8	8	8	7	2	7	10
9	57	Mark Cornell	161	9	11	11	10	6	7	8	6
10	63	Chris Greer	356	11	10	10	11	10	DNF	6	5
11	72	 Derek Kraak	308	2	9	12	7	DNF	DNF	DNF	DNF
12	90	George Kermedilidis	327	13	DNF	9	12	DNF	DNF	DNF	DNF
13	92	 Allen Anderson	334	12	12	13	13	DNF	DNF	DNF	DNF

The above are place based results. Below are unhandicapped results showing times in seconds.

Combined Class Results -->Warwick Stephens 18-10-25



Well done Graham.
Congratulations



Second Dayele

Position

Race

Total	Skipper	Boat	1	2	3	4	5	6	7	8
1 3775	Graham Parratt	J 333	806	521	539	452	708	496	445	614
2 4095	Dayele Hobson	J 229	853	604	520	573	705	668	455	570
3 4165	Tony Taylor	J 344	858	607	555	551	728	603	514	607
4 4231	Cliff Bishop	EC12 152	876	596	476	564	706	580	433	DNF
5 4256	Peter Bradley	J 321	880	610	536	531	759	600	442	778
6 4306	Al Ross	V 6	833	516	589	554	703	650	461	834
7 4444	Cliff Bishop	J 269	844	589	533	560	805	593	553	811
8 4446	Murray Dean	J 294	874	621	504	597	724	612	561	827
9 4470	Ron Campbell	J 355	910	593	549	545	834	626	484	839
10 4531	Ralph Biggs	V 14	827	520	587	593	898	675	478	851
11 4585	Roy Bickerstaffe	J 275	882	633	597	589	798	592	532	844
12 4673	Mark Cornell	J 161	909	691	611	604	795	620	546	806
13 4775	Bob Torrie	EC12 134	870	600	569	591	799	DNF	577	769
14 4863	Roger Banfield	V 249	944	679	609	624	1027	595	563	849
15 4987	Chris Greer	J 356	928	640	604	610	875	DNF	529	801
16 5957	Derek Kraak	J 308	824	634	691	574	DNF	DNF	DNF	DNF
17 6233	Allen Anderson	J 334	941	723	693	642	DNF	DNF	DNF	DNF
18 6494	George Kermedilidis	J 327	942	DNF	603	637	DNF	DNF	DNF	DNF

V

class results



Congratulations Al

Second Ralph



Position

Race

Total	Skipper	Boat	1	2	3	4	5	6	7	8
1 4306	Al Ross	6	833	516	589	554	703	650	461	834
2 4531	Ralph Biggs	14	827	520	587	593	898	675	478	851
3 4863	Roger Banfield	249	944	679	609	624	1027	595	563	849

Canterbury J class results









Congratulations Graham
Second Dayele



Position

Race

	Total	Skipper	Boat	1	2	3	4	5	6	7	8
1	3775	Graham Parratt	333	806	521	539	452	708	496	445	614
2	4095	Dayele Hobson	229	853	604	520	573	705	668	455	570
3	4165	 Tony Taylor	344	858	607	555	551	728	603	514	607
4	4256	 Peter Bradley	321	880	610	536	531	759	600	442	778
5	4444	 Cliff Bishop	269	844	589	533	560	805	593	553	811
6	4446	Murray Dean	294	874	621	504	597	724	612	561	827
7	4470	Ron Campbell	355	910	593	549	545	834	626	484	839
8	4585	 Roy Bickerstaffe	275	882	633	597	589	798	592	532	844
9	4673	Mark Cornell	161	909	691	611	604	795	620	546	806
10	4987	Chris Greer	356	928	640	604	610	875	DNF	529	801
11	5957	 Derek Kraak	308	824	634	691	574	DNF	DNF	DNF	DNF
12	6233	 Allen Anderson	334	941	723	693	642	DNF	DNF	DNF	DNF
13	6494	George Kermedilidis	327	942	DNF	603	637	DNF	DNF	DNF	DNF

Time adjusted handicap results showing times in seconds and %TA rounded.

Combined Class Results -->Warwick Stephens 18-10-25



Well done Tony.
Congratulations



Second Peter

Position

Race

Total	Skipper	%TA	Boat	1	2	3	4	5	6	7	8
1 4070	Tony Taylor	2.3	J 344	839	593	542	539	712	589	502	593
2 4344	Peter Bradley	-2.1	J 321	898	623	547	542	775	612	451	794
3 4355	Mark Cornell	6.8	J 161	847	644	569	563	741	578	509	751
4 4422	Roy Bickerstaffe	3.6	J 275	851	610	576	568	770	571	513	814
5 4457	Graham Parratt	-18.0	J 333	951	615	636	534	836	586	525	725
6 4474	Dayele Hobson	-9.3	J 229	932	660	568	626	770	730	497	623
7 4507	Cliff Bishop	-6.5	EC12 152	933	635	507	601	752	618	461	DNF
8 4558	Cliff Bishop	-2.6	J 269	866	604	547	574	826	608	567	832
9 4559	Murray Dean	-2.6	J 294	896	637	517	612	742	628	575	848
10 4569	Al Ross	-6.1	V 6	884	547	625	588	746	690	489	885
11 4634	Ron Campbell	-3.6	J 355	943	615	569	565	864	649	502	870
12 4824	Bob Torrie	-1.0	EC12 134	879	606	575	597	807	DNF	583	777
13 4871	Chris Greer	2.3	J 356	906	625	590	596	855	DNF	517	782
14 5890	Ralph Biggs	-30.0	V 14	1075	676	763	771	1167	878	621	1106
15 6323	Roger Banfield	-30.0	V 249	1227	883	792	811	1335	774	732	1104
16 7044	Allen Anderson	5.4	J 334	890	684	656	608	DNF	DNF	DNF	DNF
17 7076	Derek Kraak	-5.4	J 308	869	668	728	605	DNF	DNF	DNF	DNF
18 7609	George Kermedilis	5.8	J 327	864	DNF	553	584	DNF	DNF	DNF	DNF

V

class results



Congratulations Al

Second Ralph



Position

Race

Total	Skipper	%TA	Boat	1	2	3	4	5	6	7	8
1 4569	Al Ross	-6.1	6	884	547	625	588	746	690	489	885
2 5890	Ralph Biggs	-30.0	14	1075	676	763	771	1167	878	621	1106
3 6323	Roger Banfield	-30.0	249	1227	883	792	811	1335	774	732	1104

**Canterbury J
class results**









**Congratulations Tony
Second Peter**



Position

Race

	Total	Skipper	%TA	Boat	1	2	3	4	5	6	7	8
1	4070	Tony Taylor	2.3	344	839	593	542	539	712	589	502	593
2	4344	Peter Bradley	-2.1	321	898	623	547	542	775	612	451	794
3	4355	Mark Cornell	6.8	161	847	644	569	563	741	578	509	751
4	4422 	Roy Bickerstaffe	3.6	275	851	610	576	568	770	571	513	814
5	4457 	Graham Parratt	-18.0	333	951	615	636	534	836	586	525	725
6	4474 	Dayele Hobson	-9.3	229	932	660	568	626	770	730	497	623
7	4558 	Cliff Bishop	-2.6	269	866	604	547	574	826	608	567	832
8	4559	Murray Dean	-2.6	294	896	637	517	612	742	628	575	848
9	4634	Ron Campbell	-3.6	355	943	615	569	565	864	649	502	870
10	4871	Chris Greer	2.3	356	906	625	590	596	855	DNF	517	782
11	7044 	Allen Anderson	5.4	334	890	684	656	608	DNF	DNF	DNF	DNF
12	7076 	Derek Kraak	-5.4	308	869	668	728	605	DNF	DNF	DNF	DNF
13	7609	George Kermedilis	5.8	327	864	DNF	553	584	DNF	DNF	DNF	DNF

Thankyou race officers Bryan

and Glen



Prepared Saturday, 18 October 2025, 3:40 PM

Copyright P. Knight