

**Combined Class Results -->Club Racing 25-10-25 Mark Foy start**












**Well done Ralph.  
Congratulations**

**Second Derek**



**Position**

**Race**

	Total	Skipper	MF-Time	Boat	1	2	3	4	5	6	7
1	8	Ralph Biggs	0	V 14	1	6	1	2	2	1	1
2	25	Derek Kraak	60	J 308	2	5	7	8	1	4	6
3	30	Clyde Rogers	60	V 3	12	2	10	1	8	5	4
4	35	 Graham Parratt	120	J 333	7	4	6	10	5	3	16
5	39	Chris Greer	20	J 356	19	1	5	6	14	8	5
6	46	Ron Campbell	60	J 355	15	7	11	3	9	14	2
7	49	Mark Cornell	0	J 161	9	3	4	12	17	6	15
8	50	 Roy Bickerstaffe	0	J 275	3	10	3	16	18	7	11
9	51	 Barry Bissell	0	J 242	4	19	15	4	12	2	14
10	56	 Cliff Bishop	80	J 269	6	9	12	13	6	10	13
11	58	Dayele Hobson	100	J 229	11	15	9	9	11	18	3
12	60	 Ron Bedyne	120	V 7	5	18	16	18	3	9	9
13	64	Al Ross	80	V 6	17	8	14	17	4	13	8
14	67	 Glen Church	100	J 276	18	11	13	5	16	12	10
15	67	 Peter Bradley	80	J 363	8	13	17	11	7	11	DNF
16	77	Bryan Treleaven	80	J 371	14	14	19	7	15	15	12
17	78	 Tony Taylor	40	J 344	13	12	8	15	13	17	17
18	79	 Peter Fisher	80	J 266	16	16	18	14	10	16	7
19	89	Russell Wenham	40	J 70	10	17	2	DNF	DNF	DNF	DNF

**V class results**





**Congratulations Ralph**

**Second Clyde**

**Position**

**Race**

	Total	Skipper	MF-Time	Boat	1	2	3	4	5	6	7
1	7	Ralph Biggs	0	14	1	2	1	2	1	1	1
2	11	Clyde Rogers	60	3	3	1	2	1	4	2	2
3	19	 Ron Bedyne	120	7	2	4	4	4	2	3	4
4	19	 Al Ross	80	6	4	3	3	3	3	4	3

**Canterbury J**  
**class results**











Congratulations Derek

Second Graham



**Position**

**Race**

	Total	Skipper	MF-Time	Boat	1	2	3	4	5	6	7
1	19	Derek Kraak	60	308	1	4	6	6	1	3	4
2	25	Graham Parratt	120	333	5	3	5	8	2	2	12
3	28	Chris Greer	20	356	15	1	4	4	10	6	3
4	31	Ron Campbell	60	355	12	5	9	1	5	10	1
5	36	 Barry Bissell	0	242	3	15	12	2	8	1	10
6	37	 Roy Bickerstaffe	0	275	2	7	2	14	14	5	7
7	37	Mark Cornell	0	161	7	2	3	10	13	4	11
8	39	 Cliff Bishop	80	269	4	6	10	11	3	7	9
9	45	 Dayele Hobson	100	229	9	12	8	7	7	14	2
10	49	 Glen Church	100	276	14	8	11	3	12	9	6
11	50	 Peter Bradley	80	363	6	10	13	9	4	8	DNF
12	57	Bryan Treleaven	80	371	11	11	15	5	11	11	8
13	61	 Peter Fisher	80	266	13	13	14	12	6	12	5
14	61	 Tony Taylor	40	344	10	9	7	13	9	13	13
15	71	Russell Wenham	40	70	8	14	1	DNF	DNF	DNF	DNF













The above are place based results. Below are unhandicapped results showing times in seconds.

**Combined Class Results -->Club Racing 25-10-25**



Well done Graham.  
Congratulations

Second Clyde



Position	Total	Skipper	MF-Time	Boat	Race						
					1	2	3	4	5	6	7
1	3672	Graham Parratt	120	J 333	777	665	578	625	631	547	626
2	3895	Clyde Rogers	60	V 3	862	681	680	577	714	630	613
3	3897	 Ron Bedyne	120	V 7	749	735	658	685	603	615	601
4	3923	 Derek Kraak	60	J 308	737	731	650	673	619	625	625
5	3995	 Ralph Biggs	0	V 14	788	811	586	685	707	605	624
6	4030	 Glen Church	100	J 276	851	726	658	624	749	648	625
7	4084	 Cliff Bishop	80	J 269	802	744	676	675	674	658	657
8	4100	Ron Campbell	60	J 355	875	756	684	635	716	708	601
9	4110	 Al Ross	80	V 6	861	741	682	710	656	686	635
10	4122	 Dayele Hobson	100	J 229	815	741	630	641	724	919	571
11	4199	 Peter Fisher	80	J 266	857	764	701	691	716	695	632
12	4223	Bryan Treleaven	80	J 371	851	760	703	651	766	691	652
13	4279	Chris Greer	20	J 356	960	715	670	707	825	704	658
14	4301	 Peter Bradley	80	J 363	822	758	700	666	691	664	DNF
15	4494	 Tony Taylor	40	J 344	887	787	679	734	803	739	752
16	4497	Mark Cornell	0	J 161	912	780	677	750	852	694	744
17	4523	 Roy Bickerstaffe	0	J 275	820	825	657	776	853	716	729
18	4562	 Barry Bissell	0	J 242	864	889	772	720	833	631	742
19	5301	Russell Wenham	40	J 70	874	806	597	DNF	DNF	DNF	DNF

**V class results**

Congratulations Clyde

Second Ron



Position	Total	Skipper	MF-Time	Boat	Race						
					1	2	3	4	5	6	7
1	3895	Clyde Rogers	60	3	862	681	680	577	714	630	613
2	3897	Ron Bedyne	120	7	749	735	658	685	603	615	601
3	3995	 Ralph Biggs	0	14	788	811	586	685	707	605	624
4	4110	 Al Ross	80	6	861	741	682	710	656	686	635

# Canterbury J class results











Congratulations Graham  
Second Derek



## Position

## Race

	Total	Skipper	MF-Time	Boat	1	2	3	4	5	6	7
1	3672	Graham Parratt	120	333	777	665	578	625	631	547	626
2	3923	Derek Kraak	60	308	737	731	650	673	619	625	625
3	4030	 Glen Church	100	276	851	726	658	624	749	648	625
4	4084	 Cliff Bishop	80	269	802	744	676	675	674	658	657
5	4100	Ron Campbell	60	355	875	756	684	635	716	708	601
6	4122	 Dayele Hobson	100	229	815	741	630	641	724	919	571
7	4199	 Peter Fisher	80	266	857	764	701	691	716	695	632
8	4223	Bryan Treleaven	80	371	851	760	703	651	766	691	652
9	4279	Chris Greer	20	356	960	715	670	707	825	704	658
10	4301	 Peter Bradley	80	363	822	758	700	666	691	664	DNF
11	4494	 Tony Taylor	40	344	887	787	679	734	803	739	752
12	4497	Mark Cornell	0	161	912	780	677	750	852	694	744
13	4523	 Roy Bickerstaffe	0	275	820	825	657	776	853	716	729
14	4562	 Barry Bissell	0	242	864	889	772	720	833	631	742
15	5301	Russell Wenham	40	70	874	806	597	DNF	DNF	DNF	DNF













Time adjusted handicap results showing times in seconds and %TA rounded.

**Combined Class Results -->Club Racing 25-10-25**

Well done Clyde.  
Congratulations

Second Derek





Position	Total	Skipper	%TA	Boat	Race						
					1	2	3	4	5	6	7
1	3752	Clyde Rogers	3.7	V 3	830	656	655	556	688	607	590
2	4100	Derek Kraak	-4.5	J 308	770	764	679	704	647	653	653
3	4105	 Ralph Biggs	-2.7	V 14	810	833	602	704	726	622	641
4	4175	Chris Greer	2.5	J 356	936	697	654	690	805	687	642
5	4194	 Cliff Bishop	-2.7	J 269	823	764	694	693	692	676	675
6	4213	Mark Cornell	6.3	J 161	855	731	634	703	798	650	697
7	4244	Ron Campbell	-3.5	J 355	906	783	708	657	741	733	622
8	4315	 Glen Church	-7.1	J 276	911	777	705	668	802	694	669
9	4322	 Peter Fisher	-2.9	J 266	882	786	722	711	737	715	651
10	4345	 Graham Parratt	-18.3	J 333	919	787	684	739	747	647	741
11	4360	 Barry Bissell	4.4	J 242	826	850	738	688	796	603	709
12	4368	 Al Ross	-6.3	V 6	915	787	725	755	697	729	675
13	4378	 Roy Bickerstaffe	3.2	J 275	794	798	636	751	826	693	706
14	4448	 Tony Taylor	1.0	J 344	878	779	672	727	795	731	744
15	4475	 Peter Bradley	-4.0	J 363	855	789	728	693	719	691	DNF
16	4488	Bryan Treleaven	-6.3	J 371	904	808	747	692	814	734	693
17	4521	 Dayele Hobson	-9.7	J 229	894	813	691	703	794	1008	626
18	4551	 Ron Bedyne	-16.8	V 7	875	858	769	800	704	718	702
19	5529	Russell Wenham	-3.4	J 70	904	834	617	DNF	DNF	DNF	DNF

**V**  
**class results**

Congratulations Clyde

Second Ralph



Position	Total	Skipper	%TA	Boat	Race						
					1	2	3	4	5	6	7
1	3752	Clyde Rogers	3.7	3	830	656	655	556	688	607	590
2	4105	Ralph Biggs	-2.7	14	810	833	602	704	726	622	641
3	4368	 Al Ross	-6.3	6	915	787	725	755	697	729	675
4	4551	 Ron Bedyne	-16.8	7	875	858	769	800	704	718	702

**Canterbury J  
class results**



**Congratulations Derek**

**Second Chris**

**Position**

**Race**

	<b>Total</b>	<b>Skipper</b>	<b>%TA</b>	<b>Boat</b>	<b>1</b>	<b>2</b>	<b>3</b>	<b>4</b>	<b>5</b>	<b>6</b>	<b>7</b>
<b>1</b>	4100	<b>Derek Kraak</b>	<b>-4.5</b>	<b>308</b>	<b>770</b>	764	679	704	647	653	653
<b>2</b>	4175	<b>Chris Greer</b>	<b>2.5</b>	<b>356</b>	<b>936</b>	697	654	690	805	687	642
<b>3</b>	4194	<b>Cliff Bishop</b>	<b>-2.7</b>	<b>269</b>	<b>823</b>	764	694	693	692	676	675
<b>4</b>	4213	<b>Mark Cornell</b>	<b>6.3</b>	<b>161</b>	<b>855</b>	731	634	703	798	650	697
<b>5</b>	4244	<b>Ron Campbell</b>	<b>-3.5</b>	<b>355</b>	<b>906</b>	783	708	657	741	733	622
<b>6</b>	4315	<b>Glen Church</b>	<b>-7.1</b>	<b>276</b>	<b>911</b>	777	705	668	802	694	669
<b>7</b>	4322	<b>Peter Fisher</b>	<b>-2.9</b>	<b>266</b>	<b>882</b>	786	722	711	737	715	651
<b>8</b>	4345	<b>Graham Parratt</b>	<b>-18.3</b>	<b>333</b>	<b>919</b>	787	684	739	747	647	741
<b>9</b>	4360	<b>Barry Bissell</b>	<b>4.4</b>	<b>242</b>	<b>826</b>	<b>850</b>	738	688	796	603	709
<b>10</b>	4378	<b>Roy Bickerstaffe</b>	<b>3.2</b>	<b>275</b>	<b>794</b>	798	636	751	<b>826</b>	693	706
<b>11</b>	4448	<b>Tony Taylor</b>	<b>1.0</b>	<b>344</b>	<b>878</b>	779	672	727	795	731	744
<b>12</b>	4475	<b>Peter Bradley</b>	<b>-4.0</b>	<b>363</b>	<b>855</b>	789	728	693	719	691	<b>DNF</b>
<b>13</b>	4488	<b>Bryan Treleaven</b>	<b>-6.3</b>	<b>371</b>	<b>904</b>	808	747	692	814	734	693
<b>14</b>	4521	<b>Dayele Hobson</b>	<b>-9.7</b>	<b>229</b>	<b>894</b>	813	691	703	794	<b>1008</b>	626
<b>15</b>	5529	<b>Russell Wenham</b>	<b>-3.4</b>	<b>70</b>	<b>904</b>	834	617	<b>DNF</b>	<b>DNF</b>	<b>DNF</b>	<b>DNF</b>

**Thankyou race officers Darryl**

**and Robert**



Prepared Saturday, 25 October 2025, 3:32 PM

Copyright P. Knight