

**Combined Class Results -->Club Racing 6-9-25 Mass start**



Well done Graham.  
Congratulations



**Second Dayele**

**Position**

**Race**

	Total	Skipper	Boat	1	2	3	4	5	6	7	8
1	8	Graham Parratt	J 333	1	1	3	1	1	1	1	2
2	19	Dayele Hobson	J 229	3	7	2	4	5	2	2	1
3	24	Glen Church	J 276	5	2	4	3	2	6	5	3
4	34	Cliff Bishop	J 269	8	3	8	2	6	7	4	4
5	35	Bryan Treleaven	J 371	2	6	1	11	3	5	15	7
6	41	Al Ross	V 6	7	4	5	10	4	12	6	5
7	44	Chris Stricker	J 306	6	9	7	5	8	3	9	6
8	51	Tony Taylor	J 344	11	5	6	8	12	4	8	9
9	53	Ron Campbell	V 5	4	16	9	6	11	8	3	12
10	64	Michael Inns	J 310	12	8	13	7	13	9	7	8
11	70	Ralph Biggs	J 303	9	10	11	9	10	11	14	10
12	85	Mark Cornell	J 161	13	12	15	13	7	13	13	14
13	85	Rodney Ford	V 1	10	14	16	15	14	10	11	11
14	90	Roger Banfield	J 357	15	15	12	14	9	DNF	10	15
15	91	Allen Anderson	J 334	14	13	10	16	15	14	12	13
16	103	George Kermedilidis	J 327	16	11	14	12	DNF	DNF	DNF	16

V

**class results**



Congratulations Al

**Second Ron**

**Position**

**Race**

	Total	Skipper	Boat	1	2	3	4	5	6	7	8
1	10	Al Ross	6	2	1	1	2	1	3	2	1
2	11	Ron Campbell	5	1	3	2	1	2	1	1	3
3	18	Rodney Ford	1	3	2	3	3	3	2	3	2

# Canterbury J class results











Congratulations Graham  
Second Dayele



## Position

## Race

	Total	Skipper	Boat	1	2	3	4	5	6	7	8
1	8	Graham Parratt	333	1	1	3	1	1	1	1	2
2	18	Dayele Hobson	229	3	6	2	4	4	2	2	1
3	22	 Glen Church	276	4	2	4	3	2	6	4	3
4	30	 Cliff Bishop	269	6	3	7	2	5	7	3	4
5	31	Bryan Treleaven	371	2	5	1	9	3	5	12	6
6	38	 Chris Stricker	306	5	8	6	5	7	3	7	5
7	42	 Tony Taylor	344	8	4	5	7	10	4	6	8
8	53	 Michael Inns	310	9	7	11	6	11	8	5	7
9	60	 Ralph Biggs	303	7	9	9	8	9	9	11	9
10	69	Mark Cornell	161	10	11	13	11	6	10	10	11
11	73	 Allen Anderson	334	11	12	8	13	12	11	9	10
12	75	 Roger Banfield	357	12	13	10	12	8	DNF	8	12
13	86	George Kermedilidis	327	13	10	12	10	DNF	DNF	DNF	13

The above are place based results. Below are unhandicapped results showing times in seconds.

### Combined Class Results -->Club Racing 6-9-25



Well done Graham.  
Congratulations

Second Glen



**Position**

**Race**

Total	Skipper	Boat	1	2	3	4	5	6	7	8
1 3787	Graham Parratt	J 333	594	563	716	554	483	545	472	576
2 4034	Glen Church	J 276	660	579	730	579	505	603	506	602
3 4079	Dayele Hobson	J 229	637	642	691	617	564	589	477	553
4 4242	Cliff Bishop	J 269	716	588	771	572	585	627	504	650
5 4248	Bryan Treleaven	J 371	604	610	687	658	507	601	581	692
6 4321	Al Ross	V 6	668	597	744	655	520	683	512	686
7 4398	Chris Stricker	J 306	664	649	760	626	645	592	532	690
8 4502	Tony Taylor	J 344	755	601	754	641	673	597	531	705
9 4598	Michael Inns	J 310	759	646	794	638	676	652	528	699
10 4669	Ron Campbell	V 5	652	806	777	635	669	642	488	808
11 4703	Ralph Biggs	J 303	720	653	784	643	656	674	573	791
12 4807	Mark Cornell	J 161	792	661	841	668	596	700	569	821
13 4822	Rodney Ford	V 1	745	674	847	692	679	667	559	806
14 4914	Allen Anderson	J 334	799	666	781	702	687	716	563	814
15 5066	Roger Banfield	J 357	884	678	787	676	648	DNF	553	840
16 5907	George Kermedilidis	J 327	920	655	801	664	DNF	DNF	DNF	925

### V class results



Congratulations Al

Second Ron

**Position**

**Race**

Total	Skipper	Boat	1	2	3	4	5	6	7	8
1 4321	Al Ross	6	668	597	744	655	520	683	512	686
2 4669	Ron Campbell	5	652	806	777	635	669	642	488	808
3 4822	Rodney Ford	1	745	674	847	692	679	667	559	806

### Canterbury J class results



Congratulations Graham

Second Glen

**Position**

**Race**

Total	Skipper	Boat	1	2	3	4	5	6	7	8
1 3787	Graham Parratt	333	594	563	716	554	483	545	472	576
2 4034	Glen Church	276	660	579	730	579	505	603	506	602
3 4079	Dayele Hobson	229	637	642	691	617	564	589	477	553
4 4242	Cliff Bishop	269	716	588	771	572	585	627	504	650
5 4248	Bryan Treleaven	371	604	610	687	658	507	601	581	692
6 4398	Chris Stricker	306	664	649	760	626	645	592	532	690
7 4502	Tony Taylor	344	755	601	754	641	673	597	531	705
8 4598	Michael Inns	310	759	646	794	638	676	652	528	699
9 4703	Ralph Biggs	303	720	653	784	643	656	674	573	791
10 4807	Mark Cornell	161	792	661	841	668	596	700	569	821
11 4914	Allen Anderson	334	799	666	781	702	687	716	563	814
12 5066	Roger Banfield	357	884	678	787	676	648	DNF	553	840
13 5907	George Kermedilidis	327	920	655	801	664	DNF	DNF	DNF	925

Time adjusted handicap results showing times in seconds and %TA rounded.

**Combined Class Results -->Club Racing 6-9-25**



Well done Glen.  
Congratulations

Second Cliff



Position	Total	Skipper	%TA	Boat	Race							
					1	2	3	4	5	6	7	8
1	4276	Glen Church	-6.0	J 276	700	614	774	614	535	639	536	638
2	4326	Cliff Bishop	-2.0	J 269	730	600	786	583	597	639	514	663
3	4377	Tony Taylor	2.8	J 344	734	584	733	623	654	581	516	686
4	4397	Dayele Hobson	-7.9	J 229	687	692	745	665	608	635	514	596
5	4445	Mark Cornell	7.5	J 161	733	611	778	618	551	647	526	759
6	4462	Graham Parratt	-17.8	J 333	700	663	844	653	569	642	556	679
7	4482	Bryan Treleaven	-5.5	J 371	637	644	725	694	535	634	613	730
8	4512	Chris Stricker	-2.6	J 306	681	666	780	642	662	607	546	708
9	4585	Al Ross	-6.1	V 6	709	633	789	695	552	725	543	728
10	4599	Rodney Ford	4.6	V 1	710	643	808	660	648	636	533	769
11	4613	Ralph Biggs	1.9	J 303	706	641	769	631	643	661	562	776
12	4655	Roger Banfield	8.1	J 357	812	623	723	621	596	DNF	508	772
13	4673	Allen Anderson	4.9	J 334	760	633	743	668	653	681	535	774
14	4757	Ron Campbell	-1.9	V 5	664	821	792	647	682	654	497	823
15	4774	Michael Inns	-3.8	J 310	788	671	824	662	702	677	548	726
16	5436	George Kermedilis	5.0	J 327	846	603	737	611	DNF	DNF	DNF	851

**V class results**



Congratulations Al

Second Rodney



Position	Total	Skipper	%TA	Boat	Race							
					1	2	3	4	5	6	7	8
1	4585	Al Ross	-6.1	6	709	633	789	695	552	725	543	728
2	4599	Rodney Ford	4.6	1	710	643	808	660	648	636	533	769
3	4757	Ron Campbell	-1.9	5	664	821	792	647	682	654	497	823

**Canterbury J class results**



Congratulations Glen

Second Cliff



Position	Total	Skipper	%TA	Boat	Race							
					1	2	3	4	5	6	7	8
1	4276	Glen Church	-6.0	276	700	614	774	614	535	639	536	638
2	4326	Cliff Bishop	-2.0	269	730	600	786	583	597	639	514	663
3	4377	Tony Taylor	2.8	344	734	584	733	623	654	581	516	686
4	4397	Dayele Hobson	-7.9	229	687	692	745	665	608	635	514	596
5	4445	Mark Cornell	7.5	161	733	611	778	618	551	647	526	759
6	4462	Graham Parratt	-17.8	333	700	663	844	653	569	642	556	679
7	4482	Bryan Treleaven	-5.5	371	637	644	725	694	535	634	613	730
8	4512	Chris Stricker	-2.6	306	681	666	780	642	662	607	546	708
9	4613	Ralph Biggs	1.9	303	706	641	769	631	643	661	562	776
10	4655	Roger Banfield	8.1	357	812	623	723	621	596	DNF	508	772
11	4673	Allen Anderson	4.9	334	760	633	743	668	653	681	535	774
12	4774	Michael Inns	-3.8	310	788	671	824	662	702	677	548	726
13	5436	George Kermedilis	5.0	327	846	603	737	611	DNF	DNF	DNF	851

These results are usually divided into 3 sections. Section 1 are the official results.

**Section 1**

with MS 1,2 or 3 groups etc., results are NOT handicapped.

with MF, results are ALWAYS handicapped using a fixed handicap for each race.

with A and B or C fleets, results are ALWAYS handicapped using a variable handicap for each race.

**Section 2**

results are NEVER handicapped. The times are used to generate %TA values for section 3.

**Section 3**

ALWAYS shows percentage time adjusted handicapped results.

The mixture of handicapped and UNhandicapped results should keep everyone happy???

**Thankyou race officers Peter**



**and Murray**

Prepared Saturday, 6 September 2025, 3:26 PM

Copyright P. Knight