





The above are place based results. Below are unhandicapped results showing times in seconds.

**Combined Class Results -->Club Racing 27-9-25**

















Well done Graham.  
Congratulations



Second Dayele

**Position**

**Race**

|    | Total | Skipper  | Boat     | 1   | 2   | 3   | 4   | 5   | 6   | 7   | 8   |
|----|-------|--|----------|-----|-----|-----|-----|-----|-----|-----|-----|
| 1  | 3504  | Graham Parratt   | J 333    | 557 | 564 | 536 | 545 | 688 | 271 | 485 | 546 |
| 2  | 3564  | Dayele Hobson  | J 229    | 515 | 527 | 538 | 557 | 751 | 320 | 552 | 555 |
| 3  | 3612  |  Ron Bedyne         | V 7      | 545 | 553 | 582 | 550 | 711 | 296 | 533 | 553 |
| 4  | 3663  |  Cliff Bishop       | EC12 152 | 560 | 561 | 640 | 607 | 831 | 287 | 495 | 513 |
| 5  | 3762  | Bryan Treleaven  | J 371    | 635 | 576 | 550 | 609 | 870 | 306 | 516 | 570 |
| 6  | 3770  |  Glen Church        | J 276    | 551 | 569 | 606 | 614 | 795 | 294 | 607 | 529 |
| 7  | 3828  | Clyde Rogers   | V 3      | 573 | 584 | 595 | 605 | 842 | 318 | 585 | 568 |
| 8  | 3840  |  Peter Fisher       | J 266    | 654 | 578 | 587 | 594 | 864 | 297 | 618 | 512 |
| 9  | 3941  |  Peter Bradley      | J 363    | 681 | 592 | 636 | 625 | 853 | 278 | 596 | 533 |
| 10 | 3960  |  Chris Stricker     | J 306    | 604 | 611 | 635 | 589 | 866 | 293 | 620 | 608 |
| 11 | 4048  |  Ralph Biggs        | J 303    | 658 | 636 | 636 | 626 | 912 | 323 | 543 | 626 |
| 12 | 4104  | Murray Dean  | J 294    | 596 | 614 | 596 | 620 | 851 | 303 | DNF | 524 |
| 13 | 4117  |  Al Ross            | V 6      | 624 | 644 | 548 | 630 | 753 | 297 | DNF | 621 |
| 14 | 4301  |  Rodney Ford        | V 1      | 698 | 646 | 671 | 718 | 911 | 367 | 565 | 636 |
| 15 | 4342  | Mark Cornell   | J 161    | 694 | 682 | 653 | 680 | 889 | 344 | 639 | 650 |
| 16 | 4368  | Chris Greer  | J 356    | 621 | 643 | 658 | 781 | 841 | 342 | 623 | 700 |
| 17 | 4469  |  Roger Banfield    | J 357    | 709 | 655 | 705 | 632 | 848 | 302 | DNF | 618 |
| 18 | 4481  |  Tony Taylor      | J 344    | 622 | 683 | 666 | 675 | 955 | 308 | 572 | DNF |
| 19 | 4656  |  Barry Bissell    | J 242    | 685 | 638 | 661 | 640 | 913 | 445 | DNF | 674 |
| 20 | 4678  |  Allen Anderson   | J 334    | 695 | 676 | 668 | 696 | 917 | 348 | 678 | DNF |
| 21 | 4785  | Chris Milne  | J 322    | 718 | 666 | 672 | 759 | 918 | 515 | 717 | 738 |
| 22 | 6298  |  Roy Bickerstaffe | J 275    | 663 | 709 | DNF | DNF | 914 | DNF | DNF | DNF |
| 23 | 6777  | Alex Aitken  | J 86     | 759 | DNF | DNF | DNF | DNF | DNF | DNF | DNF |

V

**class results**





Congratulations Ron

Second Clyde

**Position**

**Race**

|   | Total | Skipper   | Boat | 1   | 2   | 3   | 4   | 5   | 6   | 7   | 8   |
|---|-------|---|------|-----|-----|-----|-----|-----|-----|-----|-----|
| 1 | 3612  | Ron Bedyne  | 7    | 545 | 553 | 582 | 550 | 711 | 296 | 533 | 553 |
| 2 | 3828  | Clyde Rogers  | 3    | 573 | 584 | 595 | 605 | 842 | 318 | 585 | 568 |
| 3 | 4117  |  Al Ross     | 6    | 624 | 644 | 548 | 630 | 753 | 297 | DNF | 621 |
| 4 | 4301  |  Rodney Ford | 1    | 698 | 646 | 671 | 718 | 911 | 367 | 565 | 636 |



















Time adjusted handicap results showing times in seconds and %TA rounded.

**Combined Class Results -->Club Racing 27-9-25**

Well done Clyde.  
Congratulations

Second Chris

| Position | Total | Skipper  | %TA   | Boat     | Race |     |     |     |     |     |     |     |
|----------|-------|--|-------|----------|------|-----|-----|-----|-----|-----|-----|-----|
|          |       |  |       |          | 1    | 2   | 3   | 4   | 5   | 6   | 7   | 8   |
| 1        | 3686  | Clyde Rogers   | 3.7   | V 3      | 552  | 562 | 573 | 583 | 811 | 306 | 563 | 547 |
| 2        | 3727  | Chris Milne  | 22.1  | J 322    | 559  | 519 | 523 | 591 | 715 | 401 | 559 | 575 |
| 3        | 3895  |  Dayele Hobson      | -9.3  | J 229    | 563  | 576 | 588 | 609 | 821 | 350 | 603 | 606 |
| 4        | 3904  |  Cliff Bishop       | -6.5  | EC12 152 | 597  | 598 | 682 | 647 | 885 | 306 | 527 | 547 |
| 5        | 3952  |  Peter Fisher       | -2.9  | J 266    | 673  | 595 | 604 | 611 | 889 | 306 | 636 | 527 |
| 6        | 3979  |  Ralph Biggs        | 1.7   | J 303    | 647  | 625 | 625 | 615 | 897 | 318 | 534 | 615 |
| 7        | 3997  | Bryan Treleaven  | -6.3  | J 371    | 675  | 612 | 584 | 647 | 924 | 325 | 548 | 606 |
| 8        | 4036  |  Glen Church        | -7.1  | J 276    | 590  | 609 | 649 | 657 | 851 | 315 | 650 | 566 |
| 9        | 4045  | Mark Cornell   | 6.8   | J 161    | 647  | 635 | 608 | 634 | 828 | 320 | 595 | 606 |
| 10       | 4070  |  Chris Stricker     | -2.8  | J 306    | 621  | 628 | 653 | 605 | 890 | 301 | 637 | 625 |
| 11       | 4099  |  Peter Bradley      | -4.0  | J 363    | 708  | 616 | 662 | 650 | 887 | 289 | 620 | 554 |
| 12       | 4102  |  Rodney Ford        | 4.6   | V 1      | 666  | 616 | 640 | 685 | 869 | 350 | 539 | 606 |
| 13       | 4138  |  Graham Parratt     | -18.0 | J 333    | 658  | 666 | 633 | 643 | 812 | 320 | 573 | 645 |
| 14       | 4139  |  Roger Banfield     | 7.4   | J 357    | 657  | 607 | 653 | 585 | 785 | 280 | DNF | 572 |
| 15       | 4209  | Murray Dean  | -2.6  | J 294    | 611  | 630 | 611 | 636 | 873 | 311 | DNF | 537 |
| 16       | 4220  |  Ron Bedyne         | -16.8 | V 7      | 637  | 646 | 680 | 642 | 830 | 346 | 623 | 646 |
| 17       | 4268  | Chris Greer  | 2.3   | J 356    | 607  | 628 | 643 | 763 | 821 | 334 | 609 | 684 |
| 18       | 4367  |  Al Ross            | -6.1  | V 6      | 662  | 683 | 581 | 668 | 799 | 315 | DNF | 659 |
| 19       | 4380  |  Tony Taylor       | 2.3   | J 344    | 608  | 668 | 651 | 660 | 933 | 301 | 559 | DNF |
| 20       | 4428  |  Allen Anderson   | 5.4   | J 334    | 658  | 640 | 632 | 659 | 868 | 329 | 642 | DNF |
| 21       | 4451  |  Barry Bissell    | 4.4   | J 242    | 655  | 610 | 632 | 612 | 873 | 425 | DNF | 644 |
| 22       | 6125  |  Roy Bickerstaffe | 3.6   | J 275    | 639  | 684 | DNF | DNF | 882 | DNF | DNF | DNF |
| 23       | 6442  | Alex Aitken  | 26.0  | J 86     | 562  | DNF | DNF | DNF | DNF | DNF | DNF | DNF |



V

class results

Congratulations Clyde

Second Rodney



| Position | Total | Skipper  | %TA   | Boat | Race |     |     |     |     |     |     |     |
|----------|-------|--|-------|------|------|-----|-----|-----|-----|-----|-----|-----|
|          |       |  |       |      | 1    | 2   | 3   | 4   | 5   | 6   | 7   | 8   |
| 1        | 3686  | Clyde Rogers   | 3.7   | 3    | 552  | 562 | 573 | 583 | 811 | 306 | 563 | 547 |
| 2        | 4102  | Rodney Ford  | 4.6   | 1    | 666  | 616 | 640 | 685 | 869 | 350 | 539 | 606 |
| 3        | 4220  |  Ron Bedyne | -16.8 | 7    | 637  | 646 | 680 | 642 | 830 | 346 | 623 | 646 |
| 4        | 4367  |  Al Ross    | -6.1  | 6    | 662  | 683 | 581 | 668 | 799 | 315 | DNF | 659 |

**Canterbury J  
class results**














**Congratulations Chris  
Second Dayele**



**Position**

**Race**

|           | <b>Total</b> | <b>Skipper</b>  | <b>%TA</b>   | <b>Boat</b> | <b>1</b> | <b>2</b> | <b>3</b> | <b>4</b> | <b>5</b>   | <b>6</b> | <b>7</b>   | <b>8</b>   |
|-----------|--------------|---|--------------|-------------|----------|----------|----------|----------|------------|----------|------------|------------|
| <b>1</b>  | 3727         | <b>Chris Milne</b>  | <b>22.1</b>  | <b>322</b>  | 559      | 519      | 523      | 591      | <b>715</b> | 401      | 559        | 575        |
| <b>2</b>  | 3895         | <b>Dayele Hobson</b>  | <b>-9.3</b>  | <b>229</b>  | 563      | 576      | 588      | 609      | <b>821</b> | 350      | 603        | 606        |
| <b>3</b>  | 3952         |  <b>Peter Fisher</b>     | <b>-2.9</b>  | <b>266</b>  | 673      | 595      | 604      | 611      | <b>889</b> | 306      | 636        | 527        |
| <b>4</b>  | 3979         |  <b>Ralph Biggs</b>      | <b>1.7</b>   | <b>303</b>  | 647      | 625      | 625      | 615      | <b>897</b> | 318      | 534        | 615        |
| <b>5</b>  | 3997         | <b>Bryan Treleaven</b>  | <b>-6.3</b>  | <b>371</b>  | 675      | 612      | 584      | 647      | <b>924</b> | 325      | 548        | 606        |
| <b>6</b>  | 4036         |  <b>Glen Church</b>      | <b>-7.1</b>  | <b>276</b>  | 590      | 609      | 649      | 657      | <b>851</b> | 315      | 650        | 566        |
| <b>7</b>  | 4045         | <b>Mark Cornell</b>   | <b>6.8</b>   | <b>161</b>  | 647      | 635      | 608      | 634      | <b>828</b> | 320      | 595        | 606        |
| <b>8</b>  | 4070         |  <b>Chris Stricker</b>   | <b>-2.8</b>  | <b>306</b>  | 621      | 628      | 653      | 605      | <b>890</b> | 301      | 637        | 625        |
| <b>9</b>  | 4099         |  <b>Peter Bradley</b>    | <b>-4.0</b>  | <b>363</b>  | 708      | 616      | 662      | 650      | <b>887</b> | 289      | 620        | 554        |
| <b>10</b> | 4138         |  <b>Graham Parratt</b>   | <b>-18.0</b> | <b>333</b>  | 658      | 666      | 633      | 643      | <b>812</b> | 320      | 573        | 645        |
| <b>11</b> | 4139         |  <b>Roger Banfield</b>   | <b>7.4</b>   | <b>357</b>  | 657      | 607      | 653      | 585      | 785        | 280      | <b>DNF</b> | 572        |
| <b>12</b> | 4209         | <b>Murray Dean</b>  | <b>-2.6</b>  | <b>294</b>  | 611      | 630      | 611      | 636      | 873        | 311      | <b>DNF</b> | 537        |
| <b>13</b> | 4268         | <b>Chris Greer</b>  | <b>2.3</b>   | <b>356</b>  | 607      | 628      | 643      | 763      | <b>821</b> | 334      | 609        | 684        |
| <b>14</b> | 4380         |  <b>Tony Taylor</b>      | <b>2.3</b>   | <b>344</b>  | 608      | 668      | 651      | 660      | 933        | 301      | 559        | <b>DNF</b> |
| <b>15</b> | 4428         |  <b>Allen Anderson</b>   | <b>5.4</b>   | <b>334</b>  | 658      | 640      | 632      | 659      | 868        | 329      | 642        | <b>DNF</b> |
| <b>16</b> | 4451         |  <b>Barry Bissell</b>    | <b>4.4</b>   | <b>242</b>  | 655      | 610      | 632      | 612      | 873        | 425      | <b>DNF</b> | 644        |
| <b>17</b> | 6125         |  <b>Roy Bickerstaffe</b> | <b>3.6</b>   | <b>275</b>  | 639      | 684      | DNF      | DNF      | 882        | DNF      | DNF        | <b>DNF</b> |
| <b>18</b> | 6442         | <b>Alex Aitken</b>  | <b>26.0</b>  | <b>86</b>   | 562      | DNF      | DNF      | DNF      | DNF        | DNF      | DNF        | <b>DNF</b> |

**Thankyou race officers Ron**

**and George**

Prepared Saturday, 27 September 2025, 3:33 PM

Copyright P. Knight