

**Combined Class Results -->Club Racing 20-9-25 Mark Foy start**



Well done Ralph.  
Congratulations

Second Tony



**Position**

**Race**

	Total	Skipper	MF-Time	Boat	1	2	3	4	5	6	7
1	12	Ralph Biggs	40	J 303	3	2	1	2	9	1	3
2	34	Tony Taylor	40	J 344	18	6	4	10	1	8	5
3	42	Roger Banfield	0	J 357	2	9	10	4	13	19	4
4	48	Bryan Treleaven	80	J 371	12	10	8	12	4	2	16
5	49	Peter Bradley	60	J 363	5	5	9	15	6	14	10
6	49	Al Ross	80	V 6	7	11	11	6	5	9	18
7	52	Ron Campbell	60	J 355	6	12	20	5	10	6	13
8	54	George Kermedilidis	0	J 327	10	1	2	17	DNF	DNF	2
9	54	Dayele Hobson	100	J 229	11	8	12	9	12	7	7
10	55	Allen Anderson	0	J 334	15	4	17	13	2	4	DNF
11	58	Rodney Ford	20	V 1	19	7	6	20	7	18	1
12	60	Cliff Bishop	60	J 269	9	19	5	8	15	11	12
13	62	Chris Stricker	60	J 306	1	17	18	1	16	12	15
14	62	Graham Parratt	120	J 333	8	15	15	16	11	5	8
15	65	Chris Greer	20	J 356	20	18	16	3	19	3	6
16	65	Murray Dean	60	J 294	13	13	3	18	3	15	19
17	68	Roy Bickerstaffe	20	J 275	17	3	14	11	14	17	9
18	68	Derek Kraak	60	J 308	4	16	7	14	18	10	17
19	70	Clyde Rogers	40	V 3	14	14	19	7	8	13	14
20	92	Mark Cornell	0	J 161	16	20	13	19	17	16	11
21	126	Alex Aitken	0	J 86	21	21	21	21	20	DNF	DNF

**V class results**



Congratulations Al

Second Rodney



**Position**

**Race**

	Total	Skipper	MF-Time	Boat	1	2	3	4	5	6	7
1	8	Al Ross	80	6	1	2	2	1	1	1	3
2	11	Rodney Ford	20	1	3	1	1	3	2	3	1
3	14	Clyde Rogers	40	3	2	3	3	2	3	2	2

**Canterbury J  
class results**



**Congratulations Ralph**

**Second Tony**



**Position**

**Race**

	<b>Total</b>	<b>Skipper</b>	<b>MF-Time</b>	<b>Boat</b>	<b>1</b>	<b>2</b>	<b>3</b>	<b>4</b>	<b>5</b>	<b>6</b>	<b>7</b>
<b>1</b>	11	<b>Ralph Biggs</b>	<b>40</b>	<b>303</b>	3	2	1	2	<b>6</b>	1	2
<b>2</b>	31	<b>Tony Taylor</b>	<b>40</b>	<b>344</b>	<b>16</b>	6	4	8	1	8	4
<b>3</b>	36	<b>Roger Banfield</b>	<b>0</b>	<b>357</b>	2	8	9	4	<b>10</b>	<b>16</b>	3
<b>4</b>	43	<b>Bryan Treleaven</b>	<b>80</b>	<b>371</b>	11	9	7	10	4	2	<b>14</b>
<b>5</b>	44	<b>Peter Bradley</b>	<b>60</b>	<b>363</b>	5	5	8	<b>13</b>	5	12	9
<b>6</b>	46	<b>Ron Campbell</b>	<b>60</b>	<b>355</b>	6	10	<b>17</b>	5	7	6	12
<b>7</b>	46	<b>Dayele Hobson</b>	<b>100</b>	<b>229</b>	10	7	<b>10</b>	7	9	7	6
<b>8</b>	47	<b>George Kermedilidis</b>	<b>0</b>	<b>327</b>	9	1	2	15	<b>DNF</b>	<b>DNF</b>	1
<b>9</b>	49	<b>Allen Anderson</b>	<b>0</b>	<b>334</b>	13	4	15	11	2	4	<b>DNF</b>
<b>10</b>	52	<b>Cliff Bishop</b>	<b>60</b>	<b>269</b>	8	<b>16</b>	5	6	12	10	11
<b>11</b>	52	<b>Graham Parratt</b>	<b>120</b>	<b>333</b>	7	12	13	<b>14</b>	8	5	7
<b>12</b>	53	<b>Chris Stricker</b>	<b>60</b>	<b>306</b>	1	14	<b>16</b>	1	13	11	13
<b>13</b>	56	<b>Chris Greer</b>	<b>20</b>	<b>356</b>	<b>17</b>	15	14	3	16	3	5
<b>14</b>	58	<b>Murray Dean</b>	<b>60</b>	<b>294</b>	12	11	3	16	3	13	<b>16</b>
<b>15</b>	58	<b>Roy Bickerstaffe</b>	<b>20</b>	<b>275</b>	15	3	12	9	11	<b>15</b>	8
<b>16</b>	59	<b>Derek Kraak</b>	<b>60</b>	<b>308</b>	4	13	6	12	15	9	<b>15</b>
<b>17</b>	80	<b>Mark Cornell</b>	<b>0</b>	<b>161</b>	14	17	11	<b>17</b>	14	14	10
<b>18</b>	108	<b>Alex Aitken</b>	<b>0</b>	<b>86</b>	18	18	18	18	17	<b>DNF</b>	<b>DNF</b>

The above are place based results. Below are unhandicapped results showing times in seconds.

**Combined Class Results -->Club Racing 20-9-25**



Well done Graham.  
Congratulations



Second Dayle

**Position**

**Race**

	Total	Skipper	MF-Time	Boat	1	2	3	4	5	6	7
1	3851	Graham Parratt	120	J 333	703	642	743	664	660	629	553
2	3924	Dayle Hobson	100	J 229	741	631	746	630	686	666	570
3	4010	Ralph Biggs	40	J 303	765	665	648	673	753	687	584
4	4042	Bryan Treleaven	80	J 371	781	661	739	673	633	656	680
5	4058	Al Ross	80	V 6	733	667	761	631	641	703	683
6	4143	Ron Campbell	60	J 355	750	690	831	644	717	693	649
7	4150	Peter Bradley	60	J 363	747	642	763	705	670	749	637
8	4185	Tony Taylor	40	J 344	859	687	767	714	668	749	600
9	4211	Derek Kraak	60	J 308	721	684	733	678	775	714	681
10	4225	Chris Stricker	60	J 306	686	709	815	632	771	740	687
11	4237	Murray Dean	60	J 294	805	696	652	735	642	806	707
12	4271	Cliff Bishop	60	J 269	775	717	733	668	769	738	646
13	4299	Clyde Rogers	40	V 3	806	699	818	665	710	741	678
14	4425	Roger Banfield	0	J 357	756	735	826	701	795	948	612
15	4468	Chris Greer	20	J 356	863	754	854	679	839	722	620
16	4513	Rodney Ford	20	V 1	881	714	805	822	739	947	552
17	4525	Roy Bickerstaffe	20	J 275	856	668	838	726	778	886	659
18	4589	George Kermedilidis	0	J 327	839	679	691	787	DNF	DNF	561
19	4642	Allen Anderson	0	J 334	870	697	875	755	700	745	DNF
20	4847	Mark Cornell	0	J 161	874	788	848	799	835	880	703
21	5565	Alex Aitken	0	J 86	915	877	983	850	908	DNF	DNF

**V class results**



Congratulations Al

Second Clyde

**Position**

**Race**

	Total	Skipper	MF-Time	Boat	1	2	3	4	5	6	7
1	4058	Al Ross	80	6	733	667	761	631	641	703	683
2	4299	Clyde Rogers	40	3	806	699	818	665	710	741	678
3	4513	Rodney Ford	20	1	881	714	805	822	739	947	552

# Canterbury J class results












Congratulations Graham  
Second Dayele



## Position

## Race

	Total	Skipper	MF-Time	Boat	1	2	3	4	5	6	7
1	3851	Graham Parratt	120	333	703	642	743	664	660	629	553
2	3924	Dayele Hobson	100	229	741	631	746	630	686	666	570
3	4010	 Ralph Biggs	40	303	765	665	648	673	753	687	584
4	4042	Bryan Treleaven	80	371	781	661	739	673	633	656	680
5	4143	Ron Campbell	60	355	750	690	831	644	717	693	649
6	4150	 Peter Bradley	60	363	747	642	763	705	670	749	637
7	4185	 Tony Taylor	40	344	859	687	767	714	668	749	600
8	4211	 Derek Kraak	60	308	721	684	733	678	775	714	681
9	4225	 Chris Stricker	60	306	686	709	815	632	771	740	687
10	4237	Murray Dean	60	294	805	696	652	735	642	806	707
11	4271	 Cliff Bishop	60	269	775	717	733	668	769	738	646
12	4425	 Roger Banfield	0	357	756	735	826	701	795	948	612
13	4468	Chris Greer	20	356	863	754	854	679	839	722	620
14	4525	 Roy Bickerstaffe	20	275	856	668	838	726	778	886	659
15	4589	George Kermedilidis	0	327	839	679	691	787	DNF	DNF	561
16	4642	 Allen Anderson	0	334	870	697	875	755	700	745	DNF
17	4847	Mark Cornell	0	161	874	788	848	799	835	880	703
18	5565	Alex Aitken	0	86	915	877	983	850	908	DNF	DNF













Time adjusted handicap results showing times in seconds and %TA rounded.

**Combined Class Results -->Club Racing 20-9-25**



Well done Ralph.  
Congratulations

Second Clyde


Position	Total	Skipper	%TA	Boat	Race						
					1	2	3	4	5	6	7
1	3933	Ralph Biggs	1.9	J 303	750	652	636	660	738	674	573
2	3996	Clyde Rogers	7.1	V 3	749	650	760	618	660	689	630
3	4072	 Roger Banfield	8.0	J 357	696	676	760	645	732	872	563
4	4093	 Tony Taylor	2.2	J 344	840	672	750	698	653	733	587
5	4117	Alex Aitken	30.1	J 86	640	613	687	594	635	DNF	DNF
6	4210	George Kermedilidis	8.3	J 327	769	623	634	722	DNF	DNF	514
7	4255	 Dayele Hobson	-8.5	J 229	804	684	809	683	744	722	618
8	4287	Bryan Treleaven	-6.1	J 371	828	701	784	714	671	696	721
9	4293	Ron Campbell	-3.6	J 355	777	715	861	667	743	718	673
10	4300	 Rodney Ford	4.7	V 1	840	680	767	783	704	903	526
11	4310	 Al Ross	-6.2	V 6	779	708	808	670	681	747	725
12	4312	 Peter Bradley	-3.9	J 363	776	667	793	733	696	778	662
13	4326	Murray Dean	-2.1	J 294	822	711	666	750	655	823	722
14	4340	 Chris Stricker	-2.7	J 306	705	728	837	649	792	760	706
15	4370	Chris Greer	2.2	J 356	844	738	835	664	821	706	606
16	4375	 Roy Bickerstaffe	3.3	J 275	828	646	810	702	752	857	637
17	4381	 Cliff Bishop	-2.6	J 269	795	735	752	685	789	757	663
18	4408	 Allen Anderson	5.0	J 334	826	662	831	717	665	707	DNF
19	4440	 Derek Kraak	-5.4	J 308	760	721	773	715	817	753	718
20	4508	Mark Cornell	7.0	J 161	813	733	789	743	776	818	654
21	4547	 Graham Parratt	-18.1	J 333	830	758	877	784	779	743	653

**V**  
**class results**

Congratulations Clyde

Second Rodney



Position	Total	Skipper	%TA	Boat	Race						
					1	2	3	4	5	6	7
1	3996	Clyde Rogers	7.1	3	749	650	760	618	660	689	630
2	4300	Rodney Ford	4.7	1	840	680	767	783	704	903	526
3	4310	 Al Ross	-6.2	6	779	708	808	670	681	747	725

# Canterbury J class results










Congratulations Ralph

Second Roger



## Position

## Race

	Total	Skipper	%TA	Boat	1	2	3	4	5	6	7
1	3933	Ralph Biggs	1.9	303	750	652	636	660	738	674	573
2	4072	Roger Banfield	8.0	357	696	676	760	645	732	872	563
3	4093	 Tony Taylor	2.2	344	840	672	750	698	653	733	587
4	4117	Alex Aitken	30.1	86	640	613	687	594	635	DNF	DNF
5	4210	George Kermedilidis	8.3	327	769	623	634	722	DNF	DNF	514
6	4255	 Dayele Hobson	-8.5	229	804	684	809	683	744	722	618
7	4287	Bryan Treleaven	-6.1	371	828	701	784	714	671	696	721
8	4293	Ron Campbell	-3.6	355	777	715	861	667	743	718	673
9	4312	 Peter Bradley	-3.9	363	776	667	793	733	696	778	662
10	4326	Murray Dean	-2.1	294	822	711	666	750	655	823	722
11	4340	 Chris Stricker	-2.7	306	705	728	837	649	792	760	706
12	4370	Chris Greer	2.2	356	844	738	835	664	821	706	606
13	4375	 Roy Bickerstaffe	3.3	275	828	646	810	702	752	857	637
14	4381	Cliff Bishop	-2.6	269	795	735	752	685	789	757	663
15	4408	Allen Anderson	5.0	334	826	662	831	717	665	707	DNF
16	4440	 Derek Kraak	-5.4	308	760	721	773	715	817	753	718
17	4508	Mark Cornell	7.0	161	813	733	789	743	776	818	654
18	4547	 Graham Parratt	-18.1	333	830	758	877	784	779	743	653

Thankyou race officers Rod



and Colin



Prepared Saturday, 20 September 2025, 3:38 PM

Copyright P. Knight