

Combined Class Results -->Club Racing 23-8-25 Mass start














Well done Peter.
Congratulations

Second Bryan

Position

Race

	Total	Skipper	Boat	1	2	3	4	5	6	7
1	19	Peter Fisher	J 266	1	3	1	4	4	6	6
2	22	Bryan Treleaven	J 371	10	1	4	2	12	1	4
3	22	 Glen Church	J 276	2	4	5	1	5	7	5
4	27	 Al Ross	V 6	5	10	7	3	1	4	7
5	31	Russell Wenham	J 70	3	2	13	DNF	2	10	1
6	35	 Michael Inns	J 310	9	12	6	7	8	2	3
7	35	 Nick Richardson	J 258	6	9	3	14	3	5	9
8	44	Ron Campbell	V 5	11	6	9	8	7	3	11
9	49	 Chris Stricker	J 306	4	11	8	15	9	9	8
10	55	Clyde Rogers	J 3	13	8	11	10	DNF	11	2
11	62	 Barry Bissell	J 242	8	7	14	5	15	16	13
12	62	Chris Greer	J 356	7	5	12	16	10	13	15
13	65	 Tony Taylor	J 344	12	16	2	9	14	12	16
14	65	 Ralph Biggs	J 303	16	15	15	6	11	8	10
15	74	 Roy Bickerstaffe	J 275	18	13	10	13	6	14	DNF
16	87	 Rodney Ford	V 1	15	DNF	DNF	12	13	15	12
17	92	 Anzan Zhang	J 380	17	18	16	11	17	17	14
18	102	Kevin Parker	J 222	19	17	17	17	16	18	17
19	108	Murray Dean	J 294	14	14	DNF	DNF	DNF	DNF	DNF

V
class results




Congratulations Al

Second Ron

Position

Race

	Total	Skipper	Boat	1	2	3	4	5	6	7
1	7	Al Ross	6	1	2	1	1	1	2	1
2	10	Ron Campbell	5	2	1	2	2	2	1	2
3	19	 Rodney Ford	1	3	DNF	DNF	3	3	3	3

**Canterbury J
class results**












Congratulations Peter

Second Bryan

Position

Race

	Total	Skipper	Boat	1	2	3	4	5	6	7
1	15	Peter Fisher	266	1	3	1	3	3	4	6
2	21	Bryan Treleaven	371	9	1	4	2	10	1	4
3	21 	Glen Church	276	2	4	5	1	4	5	5
4	26	Russell Wenham	70	3	2	11	DNF	1	8	1
5	29 	Nick Richardson	258	5	8	3	11	2	3	8
6	31 	Michael Inns	310	8	10	6	6	6	2	3
7	41 	Chris Stricker	306	4	9	7	12	7	7	7
8	46	Clyde Rogers	3	11	7	9	8	DNF	9	2
9	51 	Barry Bissell	242	7	6	12	4	12	13	10
10	52	Chris Greer	356	6	5	10	13	8	11	12
11	53 	Tony Taylor	344	10	14	2	7	11	10	13
12	55 	Ralph Biggs	303	13	13	13	5	9	6	9
13	61 	Roy Bickerstaffe	275	15	11	8	10	5	12	DNF
14	76 	Anzan Zhang	380	14	16	14	9	14	14	11
15	86	Kevin Parker	222	16	15	15	14	13	15	14
16	92	Murray Dean	294	12	12	DNF	DNF	DNF	DNF	DNF

The above are place based results. Below are unhandicapped results showing times in seconds.

Combined Class Results -->Club Racing 23-8-25

Well done Bryan.
Congratulations

Second Peter



Position	Total	Skipper	Boat	Race						
				1	2	3	4	5	6	7
1	4402	Bryan Treleaven	J 371	843	700	715	731	978	615	798
2	4457	Peter Fisher	J 266	725	726	690	773	871	731	812
3	4461	Al Ross	V 6	749	794	742	739	759	678	814
4	4496	Glen Church	J 276	736	739	732	692	879	790	807
5	4594	Russell Wenham	J 70	741	725	796	DNF	768	818	746
6	4613	Nick Richardson	J 258	782	778	707	912	817	705	824
7	4676	Michael Inns	J 310	836	804	740	849	947	663	784
8	4717	Ron Campbell	V 5	851	753	755	853	940	676	829
9	4856	Chris Stricker	J 306	743	798	747	932	948	815	821
10	4878	Clyde Rogers	J 3	864	764	772	885	DNF	820	773
11	4928	Barry Bissell	J 242	833	757	798	807	992	848	885
12	5047	Ralph Biggs	J 303	930	847	817	814	977	813	826
13	5054	Tony Taylor	J 344	859	859	695	882	992	835	924
14	5070	Chris Greer	J 356	830	746	776	966	959	838	921
15	5220	Roy Bickerstaffe	J 275	998	814	763	909	895	841	DNF
16	5467	Anzan Zhang	J 380	995	954	838	890	997	871	919
17	5559	Rodney Ford	V 1	868	DNF	DNF	908	982	846	858
18	5639	Kevin Parker	J 222	1045	937	841	989	993	900	979
19	6095	Murray Dean	J 294	866	841	DNF	DNF	DNF	DNF	DNF

V class results



Congratulations Al

Second Ron

Position	Total	Skipper	Boat	Race						
				1	2	3	4	5	6	7
1	4461	Al Ross	6	749	794	742	739	759	678	814
2	4717	Ron Campbell	5	851	753	755	853	940	676	829
3	5559	Rodney Ford	1	868	DNF	DNF	908	982	846	858

Canterbury J class results












Congratulations Bryan

Second Peter



Position

Race

	Total	Skipper	Boat	1	2	3	4	5	6	7
1	4402	Bryan Treleaven	371	843	700	715	731	978	615	798
2	4457	Peter Fisher	266	725	726	690	773	871	731	812
3	4496	 Glen Church	276	736	739	732	692	879	790	807
4	4594	Russell Wenham	70	741	725	796	DNF	768	818	746
5	4613	 Nick Richardson	258	782	778	707	912	817	705	824
6	4676	 Michael Inns	310	836	804	740	849	947	663	784
7	4856	 Chris Stricker	306	743	798	747	932	948	815	821
8	4878	Clyde Rogers	3	864	764	772	885	DNF	820	773
9	4928	 Barry Bissell	242	833	757	798	807	992	848	885
10	5047	 Ralph Biggs	303	930	847	817	814	977	813	826
11	5054	 Tony Taylor	344	859	859	695	882	992	835	924
12	5070	Chris Greer	356	830	746	776	966	959	838	921
13	5220	 Roy Bickerstaffe	275	998	814	763	909	895	841	DNF
14	5467	 Anzan Zhang	380	995	954	838	890	997	871	919
15	5639	Kevin Parker	222	1045	937	841	989	993	900	979
16	6095	Murray Dean	294	866	841	DNF	DNF	DNF	DNF	DNF

Time adjusted handicap results showing times in seconds and %TA rounded.

Combined Class Results -->Club Racing 23-8-25



Well done Peter.
Congratulations

Second Bryan

Position	Total	Skipper	%TA	Boat	Race						
					1	2	3	4	5	6	7
1	4513	Peter Fisher	-1.3	J 266	734	735	699	783	882	740	822
2	4605	Bryan Treleaven	-4.6	J 371	882	732	748	765	1023	643	835
3	4622	Kevin Parker	18.0	J 222	857	768	689	811	814	738	802
4	4641	Al Ross	-4.0	V 6	779	826	772	769	790	705	847
5	4667	Barry Bissell	5.3	J 242	789	717	756	764	940	803	838
6	4713	Russell Wenham	-2.6	J 70	760	744	817	DNF	788	839	765
7	4737	Glen Church	-5.4	J 276	776	779	771	729	926	832	850
8	4781	Ron Campbell	-1.4	V 5	863	763	765	865	953	685	840
9	4790	Nick Richardson	-3.8	J 258	812	808	734	947	848	732	856
10	4840	Michael Inns	-3.5	J 310	865	832	766	879	980	686	812
11	4902	Tony Taylor	3.0	J 344	833	833	674	856	962	810	896
12	4934	Ralph Biggs	2.2	J 303	909	828	799	796	955	795	807
13	4949	Chris Greer	2.4	J 356	810	728	758	943	936	818	899
14	4981	Chris Stricker	-2.6	J 306	762	819	766	956	973	836	842
15	5008	Roy Bickerstaffe	4.1	J 275	957	781	732	872	859	807	DNF
16	5049	Anzan Zhang	7.6	J 380	919	881	774	822	921	804	849
17	5230	Clyde Rogers	-7.2	J 3	926	819	828	949	DNF	879	829
18	5314	Rodney Ford	5.0	V 1	825	DNF	DNF	863	933	804	815
19	6023	Murray Dean	-1.1	J 294	876	851	DNF	DNF	DNF	DNF	DNF

V class results



Congratulations Al

Second Ron

Position	Total	Skipper	%TA	Boat	Race						
					1	2	3	4	5	6	7
1	4641	Al Ross	-4.0	6	779	826	772	769	790	705	847
2	4781	Ron Campbell	-1.4	5	863	763	765	865	953	685	840
3	5314	Rodney Ford	5.0	1	825	DNF	DNF	863	933	804	815

Canterbury J class results



Congratulations Peter

Second Bryan

Position

Race

	Total	Skipper	%TA	Boat	1	2	3	4	5	6	7
1	4513	Peter Fisher	-1.3	266	734	735	699	783	882	740	822
2	4605	Bryan Treleaven	-4.6	371	882	732	748	765	1023	643	835
3	4622	Kevin Parker	18.0	222	857	768	689	811	814	738	802
4	4667	Barry Bissell	5.3	242	789	717	756	764	940	803	838
5	4713	Russell Wenham	-2.6	70	760	744	817	DNF	788	839	765
6	4737	Glen Church	-5.4	276	776	779	771	729	926	832	850
7	4790	Nick Richardson	-3.8	258	812	808	734	947	848	732	856
8	4840	Michael Inns	-3.5	310	865	832	766	879	980	686	812
9	4902	Tony Taylor	3.0	344	833	833	674	856	962	810	896
10	4934	Ralph Biggs	2.2	303	909	828	799	796	955	795	807
11	4949	Chris Greer	2.4	356	810	728	758	943	936	818	899
12	4981	Chris Stricker	-2.6	306	762	819	766	956	973	836	842
13	5008	Roy Bickerstaffe	4.1	275	957	781	732	872	859	807	DNF
14	5049	Anzan Zhang	7.6	380	919	881	774	822	921	804	849
15	5230	Clyde Rogers	-7.2	3	926	819	828	949	DNF	879	829
16	6023	Murray Dean	-1.1	294	876	851	DNF	DNF	DNF	DNF	DNF

These results are usually divided into 3 sections. Section 1 are the official results.

Section 1

with MS 1,2 or 3 groups etc., results are NOT handicapped.

with MF, results are ALWAYS handicapped using a fixed handicap for each race.

with A and B or C fleets, results are ALWAYS handicapped using a variable handicap for each race.

Section 2

results are NEVER handicapped. The times are used to generate %TA values for section 3.

Section 3

ALWAYS shows percentage time adjusted handicapped results.

The mixture of handicapped and UNhandicapped results should keep everyone happy???

Thankyou race officers Jim



and Mark

Prepared Saturday, 23 August 2025, 3:34 PM

Copyright P. Knight