

Combined Class Results -->Kaipoi Pennant 12-7-25 Mark Foy start

Well done Chris.
Congratulations

Second Colin



Position	Total	Skipper	MF-Time	Boat	Race						
					1	2	3	4	5	6	7
1	29	Chris Greer	20	J 356	9	3	4	9	1	3	16
2	32	Colin Freeman	40	J 81	1	1	23	1	14	1	14
3	43	Clyde Rogers	60	J 3	10	12	2	15	3	11	5
4	47	Nick Richardson	40	J 258	3	4	15	8	4	25	13
5	51	Bryan Treleaven	80	J 371	6	10	6	7	11	15	11
6	54	Al Ross	60	V 6	17	11	8	6	10	22	2
7	54	Graham Parratt	120	J 333	13	7	11	13	7	21	3
8	56	Murray Dean	60	J 294	12	13	12	3	17	10	6
9	56	Roger Banfield	0	J 357	23	18	7	4	5	13	9
10	59	Ron Bedyne	120	V 7	14	8	10	11	12	14	4
11	61	George Kermedilidis	0	J 327	4	2	1	23	26	5	DNF
12	61	Michael Inns	80	J 310	16	9	14	12	9	9	8
13	69	Roy Bickerstaffe	20	J 275	11	22	5	2	6	26	23
14	70	Graeme Raxworthy	60	V 2	2	19	20	20	8	23	1
15	70	Allen Anderson	0	J 334	26	24	9	16	2	2	17
16	76	Ralph Biggs	40	J 303	8	6	17	14	20	16	15
17	82	Tony Park	0	J 84	27	14	3	5	22	19	19
18	85	Chris Stricker	60	J 306	5	20	25	18	13	4	DNF
19	88	Dayele Hobson	100	J 229	15	15	16	17	DNF	18	7
20	94	Ron Campbell	60	V 5	20	17	13	DNF	15	17	12
21	97	Barry Bissell	0	J 242	7	21	22	26	21	6	20
22	98	Cliff Bishop	60	J 269	18	27	18	10	18	7	DNF
23	102	Tony Taylor	20	J 344	19	5	21	25	23	24	10
24	112	Rodney Ford	20	V 1	21	23	24	19	16	12	21
25	114	Murray Pearce	0	J 205	22	16	26	21	25	8	22
26	123	Anzan Zhang	0	J 380	25	25	19	22	19	20	18
27	154	Geoff Jarvis	0	J 146	24	26	27	24	24	DNF	DNF
28	173	Alex Aitken	0	J 86	28	DNF	DNF	DNF	DNF	DNF	DNF

V class results



Congratulations Al

Second Ron



Position	Total	Skipper	MF-Time	Boat	Race						
					1	2	3	4	5	6	7
1	11	Al Ross	60	6	3	2	1	1	2	4	2
2	12	Ron Bedyne	120	7	2	1	2	2	3	2	3
3	15	Graeme Raxworthy	60	2	1	4	4	4	1	5	1
4	21	Ron Campbell	60	5	4	3	3	DNF	4	3	4
5	24	Rodney Ford	20	1	5	5	5	3	5	1	5

Canterbury J class results

















Congratulations Colin

Second Chris


Position

Race

	Total	Skipper	MF-Time	Boat	1	2	3	4	5	6	7
1	25	Colin Freeman	40	81	1	1	19	1	11	1	10
2	27	Chris Greer	20	356	8	3	4	8	1	3	12
3	37	Clyde Rogers	60	3	9	10	2	13	3	11	2
4	38	 Nick Richardson	40	258	2	4	12	7	4	20	9
5	43	Bryan Treleaven	80	371	5	9	6	6	9	13	8
6	47	 Graham Parratt	120	333	12	7	9	11	7	18	1
7	48	Murray Dean	60	294	11	11	10	3	12	10	3
8	49	 Roger Banfield	0	357	18	15	7	4	5	12	6
9	51	George Kermedilidis	0	327	3	2	1	19	21	5	DNF
10	51	 Michael Inns	80	310	14	8	11	10	8	9	5
11	58	 Allen Anderson	0	334	21	19	8	14	2	2	13
12	59	 Roy Bickerstaffe	20	275	10	18	5	2	6	21	18
13	64	 Ralph Biggs	40	303	7	6	14	12	15	14	11
14	68	Tony Park	0	84	22	12	3	5	17	16	15
15	70	 Chris Stricker	60	306	4	16	20	16	10	4	DNF
16	73	 Dayele Hobson	100	229	13	13	13	15	DNF	15	4
17	79	 Barry Bissell	0	242	6	17	18	22	16	6	16
18	81	 Cliff Bishop	60	269	15	22	15	9	13	7	DNF
19	82	 Tony Taylor	20	344	16	5	17	21	18	19	7
20	93	 Murray Pearce	0	205	17	14	21	17	20	8	17
21	99	 Anzan Zhang	0	380	20	20	16	18	14	17	14
22	125	Geoff Jarvis	0	146	19	21	22	20	19	DNF	DNF
23	143	Alex Aitken	0	86	23	DNF	DNF	DNF	DNF	DNF	DNF

The above are place based results. Below are unhandicapped results showing times in seconds.

Combined Class Results -->Kaipoi Pennant 12-7-25



Well done Graham.
Congratulations

Second Ron



Position

Race

	Total	Skipper	MF-Time	Boat	1	2	3	4	5	6	7
1	3624	Graham Parratt	120	J 333	672	551	563	505	683	650	813
2	3683	Ron Bedyne	120	V 7	688	554	534	497	781	629	818
3	3794	Bryan Treleaven	80	J 371	625	608	558	517	815	671	947
4	3794	Clyde Rogers	60	J 3	663	631	538	571	718	673	889
5	3882	Chris Greer	20	J 356	718	562	613	609	690	690	1061
6	3968	Nick Richardson	40	J 258	632	528	695	567	745	801	1001
7	3971	Al Ross	60	V 6	756	629	589	527	756	714	861
8	4023	Michael Inns	80	J 310	754	619	672	563	747	668	952
9	4024	Murray Dean	60	J 294	674	636	632	500	966	672	910
10	4024	Graeme Raxworthy	60	V 2	609	654	693	598	745	725	837
11	4031	Colin Freeman	40	J 81	640	523	742	531	966	629	1028
12	4039	Dayele Hobson	100	J 229	711	606	637	539	DNF	658	888
13	4062	Chris Stricker	60	J 306	635	658	709	581	846	633	DNF
14	4289	Ralph Biggs	40	J 303	673	616	701	587	999	713	1019
15	4333	Cliff Bishop	60	J 269	766	690	691	555	968	663	DNF
16	4368	George Kermedilidis	0	J 327	676	557	574	736	1116	709	DNF
17	4372	Roy Bickerstaffe	20	J 275	726	727	618	558	799	944	1195
18	4372	Roger Banfield	0	J 357	911	713	647	568	796	737	1014
19	4444	Anzan Zhang	0	J 380	858	655	672	617	956	686	1003
20	4485	Allen Anderson	0	J 334	1011	731	652	634	777	680	1063
21	4510	Rodney Ford	20	V 1	812	689	727	616	972	694	1055
22	4576	Ron Campbell	60	V 5	759	631	625	DNF	926	675	960
23	4701	Tony Park	0	J 84	1013	702	609	569	1048	760	1085
24	4707	Tony Taylor	20	J 344	815	609	738	759	1038	787	999
25	4760	Barry Bissell	0	J 242	709	724	760	798	1047	722	1093
26	4918	Murray Pearce	0	J 205	903	709	794	677	1109	726	1110
27	5483	Geoff Jarvis	0	J 146	893	723	788	738	1086	DNF	DNF
28	7289	Alex Aitken	0	J 86	1014	DNF	DNF	DNF	DNF	DNF	DNF

V class results



Congratulations Ron

Second Al



Position















Race

	Total	Skipper	MF-Time	Boat	1	2	3	4	5	6	7
1	3683	Ron Bedyne	120	7	688	554	534	497	781	629	818
2	3971	Al Ross	60	6	756	629	589	527	756	714	861
3	4024	Graeme Raxworthy	60	2	609	654	693	598	745	725	837
4	4510	Rodney Ford	20	1	812	689	727	616	972	694	1055
5	4576	Ron Campbell	60	5	759	631	625	DNF	926	675	960

Canterbury J class results



Congratulations Graham
Second Bryan

Position	Total	Skipper	MF-Time	Boat	Race						
					1	2	3	4	5	6	7
1	3624	Graham Parratt	120	333	672	551	563	505	683	650	813
2	3794	Bryan Treleaven	80	371	625	608	558	517	815	671	947
3	3794	Clyde Rogers	60	3	663	631	538	571	718	673	889
4	3882	Chris Greer	20	356	718	562	613	609	690	690	1061
5	3968	 Nick Richardson	40	258	632	528	695	567	745	801	1001
6	4023	 Michael Inns	80	310	754	619	672	563	747	668	952
7	4024	Murray Dean	60	294	674	636	632	500	966	672	910
8	4031	 Colin Freeman	40	81	640	523	742	531	966	629	1028
9	4039	 Dayele Hobson	100	229	711	606	637	539	DNF	658	888
10	4062	 Chris Stricker	60	306	635	658	709	581	846	633	DNF
11	4289	 Ralph Biggs	40	303	673	616	701	587	999	713	1019
12	4333	 Cliff Bishop	60	269	766	690	691	555	968	663	DNF
13	4368	George Kermedilidis	0	327	676	557	574	736	1116	709	DNF
14	4372	 Roy Bickerstaffe	20	275	726	727	618	558	799	944	1195
15	4372	 Roger Banfield	0	357	911	713	647	568	796	737	1014
16	4444	 Anzan Zhang	0	380	858	655	672	617	956	686	1003
17	4485	 Allen Anderson	0	334	1011	731	652	634	777	680	1063
18	4701	Tony Park	0	84	1013	702	609	569	1048	760	1085
19	4707	 Tony Taylor	20	344	815	609	738	759	1038	787	999
20	4760	 Barry Bissell	0	242	709	724	760	798	1047	722	1093
21	4918	 Murray Pearce	0	205	903	709	794	677	1109	726	1110
22	5483	Geoff Jarvis	0	146	893	723	788	738	1086	DNF	DNF
23	7289	Alex Aitken	0	86	1014	DNF	DNF	DNF	DNF	DNF	DNF

Time adjusted handicap results showing times in seconds and %TA rounded.

Combined Class Results -->Kaipoi Pennant 12-7-25

Well done Chris.
Congratulations

Second Bryan

Position	Total	Skipper	%TA	Boat	Race						
					1	2	3	4	5	6	7
1	3853	Chris Greer	0.7	J 356	713	558	608	604	685	685	1053
2	3989	Bryan Treleaven	-5.1	J 371	657	639	587	544	857	705	996
3	4000	George Kermedilidi	8.4	J 327	619	510	526	674	1022	649	DNF
4	4005	Roger Banfield	8.4	J 357	835	653	593	520	729	675	929
5	4069	Clyde Rogers	-7.2	J 3	711	677	577	612	770	722	953
6	4076	Nick Richardson	-2.7	J 258	649	542	714	583	765	823	1028
7	4077	Murray Dean	-1.3	J 294	683	644	640	507	979	681	922
8	4105	Anzan Zhang	7.6	J 380	792	605	621	570	883	634	926
9	4139	Graeme Raxworthy	-2.9	V 2	626	673	713	615	766	746	861
10	4160	Michael Inns	-3.4	J 310	780	640	695	582	772	691	984
11	4172	Al Ross	-5.1	V 6	794	661	619	554	794	750	905
12	4189	Colin Freeman	-3.9	J 81	665	543	771	552	1004	654	1068
13	4191	Roy Bickerstaffe	4.2	J 275	696	697	592	535	766	905	1145
14	4199	Murray Pearce	14.6	J 205	771	605	678	578	947	620	948
15	4210	Chris Stricker	-3.6	J 306	658	682	735	602	877	656	DNF
16	4258	Allen Anderson	5.1	J 334	960	694	619	602	738	645	1009
17	4266	Rodney Ford	5.4	V 1	768	652	688	583	919	656	998
18	4269	Ron Bedyn	-15.9	V 7	798	642	619	576	905	729	948
19	4270	Tony Park	9.2	J 84	920	638	553	517	952	690	986
20	4277	Graham Parratt	-18.1	J 333	793	650	665	596	806	767	960
21	4289	Ralph Biggs	-0.0	J 303	673	616	701	587	999	713	1019
22	4325	Dayele Hobson	-7.1	J 229	761	649	682	577	DNF	705	951
23	4382	Cliff Bishop	-1.1	J 269	775	698	699	561	979	670	DNF
24	4510	Barry Bissell	5.2	J 242	672	686	720	756	992	684	1036
25	4565	Tony Taylor	3.0	J 344	790	591	716	736	1007	763	969
26	4685	Ron Campbell	-2.3	V 5	777	646	640	DNF	948	691	983
27	5301	Geoff Jarvis	3.1	J 146	866	701	764	715	1053	DNF	DNF
28	6719	Alex Aitken	30.1	J 86	709	DNF	DNF	DNF	DNF	DNF	DNF

V class results



Congratulations Graeme
Second Al



Position	Total	Skipper	%TA	Boat	Race						
					1	2	3	4	5	6	7
1	4139	Graeme Raxworthy	-2.9	2	626	673	713	615	766	746	861
2	4172	Al Ross	-5.1	6	794	661	619	554	794	750	905
3	4266	Rodney Ford	5.4	1	768	652	688	583	919	656	998
4	4269	Ron Bedyn	-15.9	7	798	642	619	576	905	729	948
5	4685	Ron Campbell	-2.3	5	777	646	640	DNF	948	691	983

**Canterbury J
class results**



**Congratulations Chris
Second Bryan**

Position	Total	Skipper	%TA	Boat	Race						
					1	2	3	4	5	6	7
1	3853	Chris Greer	0.7	356	713	558	608	604	685	685	1053
2	3989	Bryan Treleaven	-5.1	371	657	639	587	544	857	705	996
3	4000	George Kermedilidi	8.4	327	619	510	526	674	1022	649	DNF
4	4005	Roger Banfield	8.4	357	835	653	593	520	729	675	929
5	4069	Clyde Rogers	-7.2	3	711	677	577	612	770	722	953
6	4076	Nick Richardson	-2.7	258	649	542	714	583	765	823	1028
7	4077	Murray Dean	-1.3	294	683	644	640	507	979	681	922
8	4105	Anzan Zhang	7.6	380	792	605	621	570	883	634	926
9	4160	Michael Inns	-3.4	310	780	640	695	582	772	691	984
10	4189	Colin Freeman	-3.9	81	665	543	771	552	1004	654	1068
11	4191	Roy Bickerstaffe	4.2	275	696	697	592	535	766	905	1145
12	4199	Murray Pearce	14.6	205	771	605	678	578	947	620	948
13	4210	Chris Stricker	-3.6	306	658	682	735	602	877	656	DNF
14	4258	Allen Anderson	5.1	334	960	694	619	602	738	645	1009
15	4270	Tony Park	9.2	84	920	638	553	517	952	690	986
16	4277	Graham Parratt	-18.1	333	793	650	665	596	806	767	960
17	4289	Ralph Biggs	-0.0	303	673	616	701	587	999	713	1019
18	4325	Dayele Hobson	-7.1	229	761	649	682	577	DNF	705	951
19	4382	Cliff Bishop	-1.1	269	775	698	699	561	979	670	DNF
20	4510	Barry Bissell	5.2	242	672	686	720	756	992	684	1036
21	4565	Tony Taylor	3.0	344	790	591	716	736	1007	763	969
22	5301	Geoff Jarvis	3.1	146	866	701	764	715	1053	DNF	DNF
23	6719	Alex Aitken	30.1	86	709	DNF	DNF	DNF	DNF	DNF	DNF

Thankyou race officers Peter



and Russell

Prepared Saturday, 12 July 2025, 3:50 PM

Copyright P. Knight