

Combined Class Results -->Club Racing 22-3-25 Mark Foy start

Position	Total	Skipper	MF-Time	Boat	Race					
					1	2	3	4	5	6
1	14	Peter Bradley	40	J 321	1	2	1	5	12	5
2	22	Nick Richardson	40	J 258	2	3	4	3	10	DNF
3	26	Peter Fisher	60	J 266	3	16	6	2	6	9
4	29	George Kermedilidis	0	J 327	6	14	17	1	7	1
5	30	Robert Auton	60	J 353	5	13	5	4	8	8
6	32	Bryan Treleaven	60	J 371	15	6	9	12	1	4
7	33	Glen Church	60	J 276	8	5	13	6	3	11
8	34	Bob Torrie	0	J 227	4	15	12	14	2	2
9	36	Ron Bedyne	120	V 7	11	17	8	7	4	6
10	41	Tony Taylor	0	J 344	17	1	7	17	13	3
11	42	Graeme Raxworthy	40	V 2	9	11	2	9	11	12
12	46	Al Ross	60	V 6	13	7	3	10	14	13
13	48	Dayele Hobson	80	J 229	10	9	10	11	9	10
14	49	Roy Bickerstaffe	20	J 275	14	4	11	15	5	15
15	55	Barry Bissell	0	J 242	7	8	16	DNF	17	7
16	59	Ralph Biggs	60	J 303	12	10	14	8	15	16
17	74	Roger Banfield	0	J 357	16	18	15	13	16	14
18	81	Allen Anderson	0	J 334	18	12	18	16	18	17

Well done Peter.
Congratulations

Second Nick

class results

Position	Total	Skipper	MF-Time	Boat	Race					
					1	2	3	4	5	6
1	8	Ron Bedyne	120	7	2	3	3	1	1	1
2	8	Graeme Raxworthy	40	2	1	2	1	2	2	2
3	12	Al Ross	60	6	3	1	2	3	3	3

Congratulations Ron

Second Graeme

**Canterbury J
class results**



**Congratulations Peter
Second Nick**



Position

	Total	Skipper	MF-Time	Boat	Race					
					1	2	3	4	5	6
1	14	Peter Bradley	40	321	1	2	1	5	10	5
2	19	Nick Richardson	40	258	2	3	2	3	9	DNF
3	22	Peter Fisher	60	266	3	14	4	2	5	8
4	26	George Kermedilidis	0	327	6	12	14	1	6	1
5	26	Bryan Treleaven	60	371	12	6	6	9	1	4
6	26	Robert Auton	60	353	5	11	3	4	7	7
7	28	Bob Torrie	0	227	4	13	9	11	2	2
8	32	Glen Church	60	276	8	5	10	6	3	10
9	34	Tony Taylor	0	344	14	1	5	14	11	3
10	39	Roy Bickerstaffe	20	275	11	4	8	12	4	12
11	40	Dayele Hobson	80	229	9	8	7	8	8	9
12	47	Barry Bissell	0	242	7	7	13	DNF	14	6
13	49	Ralph Biggs	60	303	10	9	11	7	12	13
14	59	Roger Banfield	0	357	13	15	12	10	13	11
15	67	Allen Anderson	0	334	15	10	15	13	15	14

The above are place based results. Below are unhandicapped results showing times in seconds.

Combined Class Results -->Club Racing 22-3-25



Well done Ron.
Congratulations

Second Robert



Position

Race

	Total	Skipper	MF-Time	Boat	1	2	3	4	5	6
1	3118	Ron Bedyne	120	V 7	494	503	739	729	705	687
2	3265	Robert Auton	60	J 353	506	523	747	732	791	757
3	3269	Peter Bradley	40	J 321	510	494	733	769	833	763
4	3282	Peter Fisher	60	J 266	501	547	757	706	781	771
5	3287	Glen Church	60	J 276	513	479	839	758	756	781
6	3295	Bryan Treleaven	60	J 371	566	480	803	806	709	737
7	3312	Dayele Hobson	80	J 229	531	472	789	779	777	753
8	3332	Nick Richardson	40	J 258	518	494	758	733	829	DNF
9	3347	Al Ross	60	V 6	561	482	719	797	827	788
10	3445	Graeme Raxworthy	40	V 2	563	529	737	814	830	802
11	3504	Ralph Biggs	60	J 303	557	495	857	793	838	821
12	3526	George Kermedilidis	0	J 327	569	603	1016	754	844	756
13	3629	Bob Torrie	0	J 227	562	605	886	887	813	763
14	3634	Roy Bickerstaffe	20	J 275	603	517	851	869	815	848
15	3653	Tony Taylor	0	J 344	645	533	820	926	877	778
16	3855	Barry Bissell	0	J 242	572	548	990	DNF	933	812
17	3936	Roger Banfield	0	J 357	642	654	971	875	902	863
18	3971	Allen Anderson	0	J 334	660	580	1022	907	941	883

V

class results



Congratulations Ron
Second Al



Position

Race

	Total	Skipper	MF-Time	Boat	1	2	3	4	5	6
1	3118	Ron Bedyne	120	7	494	503	739	729	705	687
2	3347	Al Ross	60	6	561	482	719	797	827	788
3	3445	Graeme Raxworthy	40	2	563	529	737	814	830	802

**Canterbury J
class results**



**Congratulations Robert
Second Peter**



Position

Race

	Total	Skipper	MF-Time	Boat	1	2	3	4	5	6
1	3265	Robert Auton	60	353	506	523	747	732	791	757
2	3269	Peter Bradley	40	321	510	494	733	769	833	763
3	3282	Peter Fisher	60	266	501	547	757	706	781	771
4	3287	Glen Church	60	276	513	479	839	758	756	781
5	3295	Bryan Treleaven	60	371	566	480	803	806	709	737
6	3312	Dayele Hobson	80	229	531	472	789	779	777	753
7	3332	Nick Richardson	40	258	518	494	758	733	829	DNF
8	3504	Ralph Biggs	60	303	557	495	857	793	838	821
9	3526	George Kermedilidis	0	327	569	603	1016	754	844	756
10	3629	Bob Torrie	0	227	562	605	886	887	813	763
11	3634	Roy Bickerstaffe	20	275	603	517	851	869	815	848
12	3653	Tony Taylor	0	344	645	533	820	926	877	778
13	3855	Barry Bissell	0	242	572	548	990	DNF	933	812
14	3936	Roger Banfield	0	357	642	654	971	875	902	863
15	3971	Allen Anderson	0	334	660	580	1022	907	941	883
















Time adjusted handicap results showing times in seconds and %TA rounded.

Combined Class Results -->Club Racing 22-3-25

Well done George.
Congratulations

Second Peter




Position	Total	Skipper	%TA	Boat	Race					
					1	2	3	4	5	6
1	3177	George Kermedilis	0.9	J 327	513	543	916	679	761	681
2	3320	Peter Bradley	-1.6	J 321	518	502	744	781	846	775
3	3329	 Peter Fisher	-1.5	J 266	508	555	768	716	792	782
4	3446	Bryan Treleaven	-4.5	J 371	592	502	840	843	741	771
5	3460	 Nick Richardson	-3.8	J 258	538	513	787	761	861	DNF
6	3462	 Robert Auton	-6.0	J 353	536	555	792	776	839	803
7	3508	 Glen Church	-6.7	J 276	547	511	895	809	807	834
8	3527	 Bob Torrie	2.8	J 227	546	588	861	862	790	742
9	3536	 Tony Taylor	3.2	J 344	624	516	794	896	849	753
10	3541	 Roger Banfield	10.0	J 357	578	588	874	787	812	776
11	3549	 Roy Bickerstaffe	2.3	J 275	589	505	831	849	796	828
12	3557	 Dayele Hobson	-7.4	J 229	570	507	847	837	834	809
13	3568	 Graeme Raxworthy	8.6	V 2	583	548	763	843	860	831
14	3597	 Ralph Biggs	-2.6	J 303	572	508	879	814	860	843
15	3696	 Barry Bissell	4.1	J 242	548	525	949	DNF	895	779
16	3747	 Al Ross	-11.9	V 6	628	540	805	892	926	882
17	3755	 Allen Anderson	5.4	J 334	624	548	966	858	890	835
18	3784	 Ron Bedyne	-21.4	V 7	599	610	897	885	856	834

V class results



Congratulations Graeme
Second Al



Position	Total	Skipper	%TA	Boat	Race					
					1	2	3	4	5	6
1	3568	Graeme Raxworthy	8.6	2	583	548	763	843	860	831
2	3747	Al Ross	-11.9	6	628	540	805	892	926	882
3	3784	 Ron Bedyne	-21.4	7	599	610	897	885	856	834

**Canterbury J
class results**



**Congratulations George
Second Peter**



Position

Race

	Total	Skipper	%TA	Boat	1	2	3	4	5	6
1	3177	George Kermedilis	0.9	327	513	543	916	679	761	681
2	3320	Peter Bradley	-1.6	321	518	502	744	781	846	775
3	3329	Peter Fisher	-1.5	266	508	555	768	716	792	782
4	3446	Bryan Treleaven	-4.5	371	592	502	840	843	741	771
5	3460	Nick Richardson	-3.8	258	538	513	787	761	861	DNF
6	3462	Robert Auton	-6.0	353	536	555	792	776	839	803
7	3508	Glen Church	-6.7	276	547	511	895	809	807	834
8	3527	Bob Torrie	2.8	227	546	588	861	862	790	742
9	3536	Tony Taylor	3.2	344	624	516	794	896	849	753
10	3541	Roger Banfield	10.0	357	578	588	874	787	812	776
11	3549	Roy Bickerstaffe	2.3	275	589	505	831	849	796	828
12	3557	Dayele Hobson	-7.4	229	570	507	847	837	834	809
13	3597	Ralph Biggs	-2.6	303	572	508	879	814	860	843
14	3696	Barry Bissell	4.1	242	548	525	949	DNF	895	779
15	3755	Allen Anderson	5.4	334	624	548	966	858	890	835

Thankyou race officers Chris

and Ron

Prepared Saturday, 22 March 2025, 3:40 PM

Copyright P. Knight