



Combined Class Results -->Club Racing 9-11-24 Mark Foy start








Well done Owen.
Congratulations

Second Ralph



Position

Race

	Total	Skipper	MF-Time	Boat	1	2	3	4	5	6	7
1	14	Owen Henwood	60	J 368	4	6	1	3	3	2	1
2	19	Ralph Biggs	40	J 303	3	3	5	8	1	3	4
3	20	 Cliff Bishop	40	J 269	2	2	6	2	4	4	9
4	25	 Roy Bickerstaffe	20	J 275	8	1	2	5	6	9	3
5	28	 Robert Auton	80	J 353	6	4	3	4	5	6	7
6	33	 Glen Church	80	J 276	9	7	7	6	2	5	6
7	34	 Peter Bradley	40	J 321	1	DNF	4	9	7	8	5
8	36	Mark Cornell	0	J 161	5	9	10	1	9	10	2
9	36	 Dayele Hobson	80	J 229	7	5	8	7	DNF	1	8
10	52	 Al Ross	120	V 6	10	8	9	10	8	7	10

**Canterbury J
class results**









Congratulations Owen

Second Ralph

Position

Race

	Total	Skipper	MF-Time	Boat	1	2	3	4	5	6	7
1	14	Owen Henwood	60	368	4	6	1	3	3	2	1
2	19	Ralph Biggs	40	303	3	3	5	8	1	3	4
3	20	 Cliff Bishop	40	269	2	2	6	2	4	4	9
4	25	 Roy Bickerstaffe	20	275	8	1	2	5	6	8	3
5	28	 Robert Auton	80	353	6	4	3	4	5	6	7
6	33	Mark Cornell	0	161	5	8	9	1	8	9	2
7	33	 Peter Bradley	40	321	1	DNF	4	9	7	7	5
8	33	 Glen Church	80	276	9	7	7	6	2	5	6
9	36	 Dayele Hobson	80	229	7	5	8	7	DNF	1	8










The above are place based results. Below are unhandicapped results showing times in seconds.

Combined Class Results -->Club Racing 9-11-24

Well done Owen.
Congratulations

Second Robert



Position	Total	Skipper	MF-Time	Boat	Race						
					1	2	3	4	5	6	7
1	3741	Owen Henwood	60	J 368	635	690	539	663	640	726	574
2	3810	Robert Auton	80	J 353	663	634	575	652	690	770	596
3	3960	 Glen Church	80	J 276	728	691	678	659	618	763	586
4	3960	 Ralph Biggs	40	J 303	648	665	650	735	643	771	619
5	3986	 Dayele Hobson	80	J 229	665	649	701	661	DNF	695	615
6	4003	 Cliff Bishop	40	J 269	645	625	659	679	728	779	667
7	4082	 Al Ross	120	V 6	705	668	693	715	692	740	609
8	4103	 Roy Bickerstaffe	20	J 275	745	612	627	717	772	892	630
9	4297	 Peter Bradley	40	J 321	643	DNF	643	794	764	828	625
10	4638	Mark Cornell	0	J 161	723	835	934	677	837	918	648







Canterbury J class results



Congratulations Owen

Second Robert



Position	Total	Skipper	MF-Time	Boat	Race						
					1	2	3	4	5	6	7
1	3741	Owen Henwood	60	368	635	690	539	663	640	726	574
2	3810	Robert Auton	80	353	663	634	575	652	690	770	596
3	3960	 Glen Church	80	276	728	691	678	659	618	763	586
4	3960	 Ralph Biggs	40	303	648	665	650	735	643	771	619
5	3986	 Dayele Hobson	80	229	665	649	701	661	DNF	695	615
6	4003	 Cliff Bishop	40	269	645	625	659	679	728	779	667
7	4103	 Roy Bickerstaffe	20	275	745	612	627	717	772	892	630
8	4297	 Peter Bradley	40	321	643	DNF	643	794	764	828	625
9	4638	Mark Cornell	0	161	723	835	934	677	837	918	648








Time adjusted handicap results showing times in seconds and %TA rounded.

Combined Class Results -->Club Racing 9-11-24

Well done Owen.
Congratulations

Second Robert



Position	Total	Skipper	%TA	Boat	Race						
					1	2	3	4	5	6	7
1	3864	Owen Henwood	-3.3	J 368	656	712	557	685	661	750	593
2	3981	Robert Auton	-4.5	J 353	693	662	601	681	721	805	623
3	4002	 Ralph Biggs	-1.0	J 303	655	672	657	743	650	779	625
4	4030	 Roy Bickerstaffe	1.8	J 275	732	601	616	704	758	876	619
5	4059	 Cliff Bishop	-1.4	J 269	654	634	668	689	738	790	676
6	4257	 Dayele Hobson	-6.8	J 229	710	693	749	706	DNF	742	657
7	4286	 Glen Church	-8.3	J 276	788	748	734	713	669	826	634
8	4291	Mark Cornell	7.5	J 161	669	773	864	626	774	849	600
9	4391	 Peter Bradley	-2.2	J 321	657	DNF	657	811	781	846	639
10	5308	 Al Ross	-30.0	V 6	917	868	901	930	900	962	792







Canterbury J class results



Congratulations Owen

Second Robert



Position	Total	Skipper	%TA	Boat	Race						
					1	2	3	4	5	6	7
1	3864	Owen Henwood	-3.3	368	656	712	557	685	661	750	593
2	3981	Robert Auton	-4.5	353	693	662	601	681	721	805	623
3	4002	 Ralph Biggs	-1.0	303	655	672	657	743	650	779	625
4	4030	 Roy Bickerstaffe	1.8	275	732	601	616	704	758	876	619
5	4059	 Cliff Bishop	-1.4	269	654	634	668	689	738	790	676
6	4257	 Dayele Hobson	-6.8	229	710	693	749	706	DNF	742	657
7	4286	 Glen Church	-8.3	276	788	748	734	713	669	826	634
8	4291	Mark Cornell	7.5	161	669	773	864	626	774	849	600
9	4391	 Peter Bradley	-2.2	321	657	DNF	657	811	781	846	639

Thankyou race officers Anzan



and Tom



Prepared Saturday, 9 November 2024, 3:28 PM

Copyright P. Knight