

Combined Class Results -->Simon Ballantyne Memorial 18-5-24 Mass start













Well done Graham.
Congratulations

Second Tom



Position

Race

	Total	Skipper	Boat	1	2	3	4	5	6	7
1	9	Graham Parratt	J 75	1	1	1	2	1	10	3
2	15	Tom Arthur	J 146	4	3	2	3	4	2	1
3	18	 Ron Bedyne	J 222	3	2	5	10	3	3	2
4	39	Nick Richardson	J 258	11	8	6	5	5	8	7
5	40	 Ralph Biggs	J 303	10	6	4	15	2	5	13
6	42	Ron Campbell	J 355	5	11	8	6	7	13	5
7	43	 Graeme Raxworthy	Other 2	13	4	7	11	8	9	4
8	44	 Al Ross	J 282	12	7	12	4	15	1	8
9	49	 Glen Church	J 276	8	5	9	7	9	11	11
10	52	Bryan Treleaven	J 371	2	18	10	1	13	14	12
11	53	Robert Auton	J 353	16	10	3	16	12	6	6
12	58	 Chris Stricker	J 306	14	9	13	9	11	7	9
13	62	 Michael Inns	J 310	6	DNF	DNF	8	6	12	10
14	66	 Rodney Ford	J 1	9	13	15	12	14	4	14
15	88	Colin Freeman	J 377	19	12	17	13	10	17	DNF
16	88	Tony Taylor	J 344	15	16	11	DNF	16	15	15
17	90	Roger Banfield	J 357	7	17	16	14	DNF	16	DNF
18	105	 Bob Torrie	J 227	17	14	14	DNF	DNF	DNF	DNF
19	105	 Allen Anderson	J 334	18	15	18	17	17	DNF	DNF

Canterbury J class results











Congratulations Graham
Second Tom



Position

Race

	Total	Skipper	Boat	1	2	3	4	5	6	7
1	9	Graham Parratt	75	1	1	1	2	1	9	3
2	15	Tom Arthur	146	4	3	2	3	4	2	1
3	18	 Ron Bedyne	222	3	2	5	10	3	3	2
4	37	Nick Richardson	258	11	7	6	5	5	8	6
5	38	 Ralph Biggs	303	10	5	4	14	2	5	12
6	39	Ron Campbell	355	5	10	7	6	7	12	4
7	41	Al Ross	282	12	6	11	4	14	1	7
8	45	 Glen Church	276	8	4	8	7	8	10	10
9	48	Bryan Treleaven	371	2	17	9	1	12	13	11
10	49	Robert Auton	353	15	9	3	15	11	6	5
11	54	 Chris Stricker	306	13	8	12	9	10	7	8
12	59	 Michael Inns	310	6	DNF	DNF	8	6	11	9
13	62	 Rodney Ford	1	9	12	14	11	13	4	13
14	82	Colin Freeman	377	18	11	16	12	9	16	DNF
15	82	Tony Taylor	344	14	15	10	DNF	15	14	14
16	85	Roger Banfield	357	7	16	15	13	DNF	15	DNF
17	99	 Bob Torrie	227	16	13	13	DNF	DNF	DNF	DNF
18	99	 Allen Anderson	334	17	14	17	16	16	DNF	DNF

The above are place based results. Below are unhandicapped results showing times in seconds.

Combined Class Results -->Simon Ballantyne Memorial 18-5-24













Well done Graham.
Congratulations

Second Tom



Position

Race

	Total	Skipper	Boat	1	2	3	4	5	6	7
1	3140	Graham Parratt	J 75	616	625	206	669	569	455	737
2	3376	Tom Arthur	J 146	655	672	257	707	708	377	725
3	3464	 Ron Bedyne	J 222	650	671	347	762	684	378	734
4	3630	 Ralph Biggs	J 303	715	708	337	802	646	422	841
5	3714	 Glen Church	J 276	707	688	368	746	750	455	811
6	3719	Nick Richardson	J 258	732	726	354	730	737	440	781
7	3724	 Al Ross	J 282	739	722	410	723	785	348	782
8	3741	Bryan Treleaven	J 371	629	885	388	661	767	476	820
9	3749	 Graeme Raxworthy	Other 2	770	677	357	763	748	447	757
10	3778	Ron Campbell	J 355	695	774	361	736	746	472	768
11	3813	Robert Auton	J 353	793	738	317	808	759	432	774
12	3871	 Chris Stricker	J 306	772	731	422	758	755	433	788
13	3884	 Rodney Ford	J 1	710	782	429	786	775	402	864
14	4290	Colin Freeman	J 377	869	780	438	798	754	651	DNF
15	4347	Roger Banfield	J 357	704	844	433	800	DNF	603	DNF
16	4397	Tony Taylor	J 344	780	836	407	DNF	864	593	917
17	4417	 Michael Inns	J 310	698	DNF	DNF	754	740	458	804
18	4816	 Allen Anderson	J 334	851	835	444	822	901	DNF	DNF
19	4960	 Bob Torrie	J 227	835	810	426	DNF	DNF	DNF	DNF

Canterbury J class results



Congratulations Graham
Second Tom



Position

Race

	Total	Skipper	Boat	1	2	3	4	5	6	7
1	3140	Graham Parratt	75	616	625	206	669	569	455	737
2	3376	Tom Arthur	146	655	672	257	707	708	377	725
3	3464	Ron Bedyne	222	650	671	347	762	684	378	734
4	3630	Ralph Biggs	303	715	708	337	802	646	422	841
5	3714	Glen Church	276	707	688	368	746	750	455	811
6	3719	Nick Richardson	258	732	726	354	730	737	440	781
7	3724	Al Ross	282	739	722	410	723	785	348	782
8	3741	Bryan Treleaven	371	629	885	388	661	767	476	820
9	3778	Ron Campbell	355	695	774	361	736	746	472	768
10	3813	Robert Auton	353	793	738	317	808	759	432	774
11	3871	Chris Stricker	306	772	731	422	758	755	433	788
12	3884	Rodney Ford	1	710	782	429	786	775	402	864
13	4290	Colin Freeman	377	869	780	438	798	754	651	DNF
14	4347	Roger Banfield	357	704	844	433	800	DNF	603	DNF
15	4397	Tony Taylor	344	780	836	407	DNF	864	593	917
16	4417	Michael Inns	310	698	DNF	DNF	754	740	458	804
17	4816	Allen Anderson	334	851	835	444	822	901	DNF	DNF
18	4960	Bob Torrie	227	835	810	426	DNF	DNF	DNF	DNF

Time adjusted handicap results showing times in seconds and %TA rounded.

Combined Class Results -->Simon Ballantyne Memorial 18-5-24













Well done Graham.
Congratulations

Second Tom



Position

Race

	Total	Skipper	%TA	Boat	1	2	3	4	5	6	7
1	3463	Graham Parratt	-10.3	J 75	679	689	227	738	628	502	813
2	3576	Tom Arthur	-5.9	J 146	694	712	272	749	750	399	768
3	3671	 Ralph Biggs	-1.1	J 303	723	716	341	811	653	427	850
4	3769	 Ron Bedyne	-8.8	J 222	707	730	378	829	744	411	799
5	3870	 Al Ross	-3.9	J 282	768	750	426	751	816	362	813
6	3878	 Rodney Ford	0.2	J 1	709	781	428	785	774	401	863
7	3892	Ron Campbell	-3.0	J 355	716	798	372	758	769	486	791
8	3923	 Graeme Raxworthy	-4.6	Other 2	806	708	374	798	783	468	792
9	3956	Robert Auton	-3.7	J 353	823	766	329	838	787	448	803
10	3966	Bryan Treleaven	-6.0	J 371	667	938	411	701	813	505	869
11	3972	 Chris Stricker	-2.6	J 306	792	750	433	778	775	444	809
12	4001	 Glen Church	-7.7	J 276	762	741	396	804	808	490	874
13	4042	Tony Taylor	8.1	J 344	717	769	374	DNF	794	545	843
14	4132	Nick Richardson	-11.1	J 258	813	807	393	811	819	489	868
15	4143	Roger Banfield	11.2	J 357	625	749	384	710	DNF	535	DNF
16	4302	Colin Freeman	-0.3	J 377	872	782	439	800	756	653	DNF
17	4697	 Michael Inns	-3.0	J 310	719	DNF	DNF	776	762	472	828
18	4861	 Allen Anderson	3.5	J 334	822	806	429	794	870	DNF	DNF
19	6113	 Bob Torrie	-30.0	J 227	1086	1053	554	DNF	DNF	DNF	DNF

Canterbury J class results











Congratulations Graham
Second Tom



Position

Race

	Total	Skipper	%TA	Boat	1	2	3	4	5	6	7
1	3463	Graham Parratt	-10.3	75	679	689	227	738	628	502	813
2	3576	Tom Arthur	-5.9	146	694	712	272	749	750	399	768
3	3671	 Ralph Biggs	-1.1	303	723	716	341	811	653	427	850
4	3769	 Ron Bedyne	-8.8	222	707	730	378	829	744	411	799
5	3870	Al Ross	-3.9	282	768	750	426	751	816	362	813
6	3878	 Rodney Ford	0.2	1	709	781	428	785	774	401	863
7	3892	Ron Campbell	-3.0	355	716	798	372	758	769	486	791
8	3956	Robert Auton	-3.7	353	823	766	329	838	787	448	803
9	3966	Bryan Treleaven	-6.0	371	667	938	411	701	813	505	869
10	3972	 Chris Stricker	-2.6	306	792	750	433	778	775	444	809
11	4001	 Glen Church	-7.7	276	762	741	396	804	808	490	874
12	4042	Tony Taylor	8.1	344	717	769	374	DNF	794	545	843
13	4132	Nick Richardson	-11.1	258	813	807	393	811	819	489	868
14	4143	Roger Banfield	11.2	357	625	749	384	710	DNF	535	DNF
15	4302	Colin Freeman	-0.3	377	872	782	439	800	756	653	DNF
16	4697	 Michael Inns	-3.0	310	719	DNF	DNF	776	762	472	828
17	4861	 Allen Anderson	3.5	334	822	806	429	794	870	DNF	DNF
18	6113	 Bob Torrie	-30.0	227	1086	1053	554	DNF	DNF	DNF	DNF

Thankyou race officers Roy



and Cliff



Prepared Saturday, 18 May 2024, 3:38 PM

Copyright P. Knight