














## Combined Class Results -->Dolphin Pennant 20-4-24 Mass start



Well done Graham.  
Congratulations

Second Jim



Position	Total	Skipper	Boat	Race						
				1	2	3	4	5	6	7
1	14	Graham Parratt	J 333	1	5	1	4	10	2	1
2	17	Jim Paterson	J 354	7	2	5	1	2	1	6
3	33	 Daniel Cross	EC12 157	5	9	12	8	4	4	3
4	38	Derek Kraak	J 308	22	8	3	5	5	10	7
5	39	Bryan Treleaven	J 371	2	1	2	7	24	3	24
6	41	Paul Campbell	J 348	3	4	6	14	9	11	8
7	46	 Glen Church	J 276	12	10	8	13	1	DNF	2
8	48	Robert Auton	J 353	6	17	10	3	12	13	4
9	55	 Tom Arthur	J 150	20	11	19	2	6	12	5
10	55	Owen Henwood	J 368	8	13	4	9	15	8	13
11	63	 Peter Bradley	J 363	13	3	14	17	21	7	9
12	69	 Chris Koskela	EC12 9	11	7	9	6	26	19	17
13	76	Ron Campbell	J 355	9	14	13	23	3	15	22
14	80	Colin Freeman	J 377	4	22	7	16	22	21	10
15	82	 Graeme Raxworthy	Other 2	10	21	23	11	13	6	21
16	83	Nick Richardson	J 170	23	16	15	18	14	9	11
17	86	 Chris Stricker	J 306	17	15	16	25	18	5	15
18	87	 Bob Torrie	EC12 134	15	19	20	12	8	17	16
19	88	 Rodney Ford	J 1	14	20	11	DNF	11	20	12
20	93	 Al Ross	J 282	16	6	21	19	16	16	20
21	100	 Cliff Bishop	EC12 152	19	12	18	15	7	DNF	DNF
22	119	 Roy Bickerstaffe	J 275	24	25	25	10	23	23	14
23	123	Barry Bissell	J 242	18	18	26	20	27	14	27
24	127	Anzan Zhang	J 380	27	26	17	24	19	22	19
25	134	 Allen Anderson	J 334	25	23	22	21	25	DNF	18
26	136	Tony Taylor	J 344	26	24	24	22	17	24	25
27	142	Chris Greer	J 364	21	27	27	26	20	25	23
28	155	George Kermedilidis	J 327	28	28	28	27	28	18	26

## Canterbury J class results



Congratulations Graham  
Second Jim



### Position

### Race

	Total	Skipper	Boat	1	2	3	4	5	6	7
1	14	Graham Parratt	333	1	5	1	4	7	2	1
2	16	Jim Paterson	354	6	2	5	1	2	1	5
3	33	Derek Kraak	308	17	7	3	5	4	8	6
4	34	Bryan Treleaven	371	2	1	2	6	20	3	20
5	35	Paul Campbell	348	3	4	6	10	6	9	7
6	37	Glen Church	276	9	8	8	9	1	DNF	2
7	40	Robert Auton	353	5	14	9	3	9	11	3
8	45	Tom Arthur	150	15	9	16	2	5	10	4
9	45	Owen Henwood	368	7	10	4	7	11	6	12
10	50	Peter Bradley	363	10	3	12	12	17	5	8
11	64	Ron Campbell	355	8	11	11	18	3	13	18
12	65	Colin Freeman	377	4	17	7	11	18	17	9
13	66	Nick Richardson	170	18	13	13	13	10	7	10
14	71	Chris Stricker	306	13	12	14	20	14	4	14
15	72	Rodney Ford	1	11	16	10	DNF	8	16	11
16	75	Al Ross	282	12	6	17	14	12	14	17
17	98	Roy Bickerstaffe	275	19	20	20	8	19	19	13
18	99	Barry Bissell	242	14	15	21	15	22	12	23
19	104	Anzan Zhang	380	22	21	15	19	15	18	16
20	108	Allen Anderson	334	20	18	18	16	21	DNF	15
21	109	Tony Taylor	344	21	19	19	17	13	20	21
22	115	Chris Greer	364	16	22	22	21	16	21	19
23	128	George Kermedilidis	327	23	23	23	22	23	15	22

## EC12 class results



Congratulations Daniel  
Second Chris



### Position

### Race

	Total	Skipper	Boat	1	2	3	4	5	6	7
1	8	Daniel Cross	157	1	2	2	2	1	1	1
2	11	Chris Koskela	9	2	1	1	1	4	3	3
3	17	Bob Torrie	134	3	4	4	3	3	2	2
4	21	Cliff Bishop	152	4	3	3	4	2	DNF	DNF

The above are place based results. Below are unhandicapped results showing times in seconds.














### Combined Class Results -->Dolphin Pennant 20-4-24



Well done Graham.  
Congratulations

Second Jim



Position	Total	Skipper	Boat	Race						
				1	2	3	4	5	6	7
1	2860	Graham Parratt	J 333	470	584	480	532	682	573	221
2	2988	Jim Paterson	J 354	573	516	564	512	603	543	280
3	3064	Bryan Treleaven	J 371	484	502	514	605	849	614	345
4	3295	Derek Kraak	J 308	784	597	527	534	631	719	287
5	3317	 Daniel Cross	EC12 157	565	605	790	614	629	659	245
6	3335	 Glen Church	J 276	620	614	629	637	593	DNF	242
7	3344	Paul Campbell	J 348	554	573	591	662	668	730	296
8	3417	Owen Henwood	J 368	584	663	547	621	737	686	316
9	3512	Robert Auton	J 353	569	690	772	531	690	757	275
10	3570	 Chris Koskela	EC12 9	614	591	686	580	931	776	323
11	3599	 Tom Arthur	J 150	773	634	841	519	643	753	277
12	3665	 Graeme Raxworthy	Other 2	604	707	850	626	715	678	335
13	3672	Colin Freeman	J 377	560	710	624	684	796	787	307
14	3680	 Peter Bradley	J 363	676	566	801	685	771	684	298
15	3715	Ron Campbell	J 355	591	665	792	733	627	762	337
16	3771	 Bob Torrie	EC12 134	694	703	844	631	654	768	321
17	3848	 Al Ross	J 282	716	590	846	704	739	765	334
18	3893	Nick Richardson	J 170	786	680	813	699	728	689	311
19	3894	 Chris Stricker	J 306	728	677	821	757	752	660	320
20	3949	 Rodney Ford	J 1	678	705	786	DNF	688	779	313
21	4118	 Roy Bickerstaffe	J 275	798	741	855	624	824	813	318
22	4166	Barry Bissell	J 242	735	696	856	714	946	759	406
23	4199	Anzan Zhang	J 380	915	744	826	736	755	807	331
24	4249	Tony Taylor	J 344	883	733	852	731	749	818	366
25	4252	Chris Greer	J 364	781	753	866	783	765	831	339
26	4340	 Allen Anderson	J 334	800	716	849	723	922	DNF	330
27	4634	 Cliff Bishop	EC12 152	771	660	828	667	652	DNF	DNF
28	4764	George Kermedilidis	J 327	948	893	1006	813	950	774	386

## Canterbury J class results











Congratulations Graham  
Second Jim



### Position

### Race

	Total	Skipper	Boat	1	2	3	4	5	6	7
1	2860	Graham Parratt	333	470	584	480	532	682	573	221
2	2988	Jim Paterson	354	573	516	564	512	603	543	280
3	3064	Bryan Treleaven	371	484	502	514	605	849	614	345
4	3295	Derek Kraak	308	784	597	527	534	631	719	287
5	3335	 Glen Church	276	620	614	629	637	593	DNF	242
6	3344	Paul Campbell	348	554	573	591	662	668	730	296
7	3417	Owen Henwood	368	584	663	547	621	737	686	316
8	3512	Robert Auton	353	569	690	772	531	690	757	275
9	3599	 Tom Arthur	150	773	634	841	519	643	753	277
10	3672	Colin Freeman	377	560	710	624	684	796	787	307
11	3680	 Peter Bradley	363	676	566	801	685	771	684	298
12	3715	Ron Campbell	355	591	665	792	733	627	762	337
13	3848	 Al Ross	282	716	590	846	704	739	765	334
14	3893	Nick Richardson	170	786	680	813	699	728	689	311
15	3894	 Chris Stricker	306	728	677	821	757	752	660	320
16	3949	 Rodney Ford	1	678	705	786	DNF	688	779	313
17	4118	 Roy Bickerstaffe	275	798	741	855	624	824	813	318
18	4166	Barry Bissell	242	735	696	856	714	946	759	406
19	4199	Anzan Zhang	380	915	744	826	736	755	807	331
20	4249	Tony Taylor	344	883	733	852	731	749	818	366
21	4252	Chris Greer	364	781	753	866	783	765	831	339
22	4340	 Allen Anderson	334	800	716	849	723	922	DNF	330
23	4764	George Kermedilidis	327	948	893	1006	813	950	774	386

## EC12 class results





Congratulations Daniel  
Second Chris



### Position

### Race

	Total	Skipper	Boat	1	2	3	4	5	6	7
1	3317	Daniel Cross	157	565	605	790	614	629	659	245
2	3570	Chris Koskela	9	614	591	686	580	931	776	323
3	3771	 Bob Torrie	134	694	703	844	631	654	768	321
4	4634	 Cliff Bishop	152	771	660	828	667	652	DNF	DNF















Time adjusted handicap results showing times in seconds and %TA rounded.

**Combined Class Results -->Dolphin Pennant 20-4-24**

Well done Bryan.  
Congratulations

Second Jim



Position	Total	Skipper	%TA	Boat	Race						
					1	2	3	4	5	6	7
1	3154	Bryan Treleaven	-2.9	J 371	498	517	529	623	874	632	355
2	3209	Jim Paterson	-7.4	J 354	615	554	606	550	647	583	301
3	3293	 Graham Parratt	-15.1	J 333	541	672	553	613	785	660	254
4	3434	Paul Campbell	-2.7	J 348	569	588	607	680	686	749	304
5	3498	Owen Henwood	-2.4	J 368	598	679	560	636	754	702	323
6	3510	Derek Kraak	-6.5	J 308	835	636	561	569	672	766	306
7	3538	 Glen Church	-6.1	J 276	658	651	667	676	629	DNF	257
8	3612	Robert Auton	-2.8	J 353	585	710	794	546	710	778	283
9	3624	 Daniel Cross	-9.2	EC12 157	617	661	863	671	687	720	268
10	3625	Colin Freeman	1.3	J 377	553	701	616	675	786	777	303
11	3699	 Tom Arthur	-2.8	J 150	794	652	864	533	661	774	285
12	3755	Nick Richardson	3.5	J 170	758	656	784	674	702	665	300
13	3793	 Peter Bradley	-3.1	J 363	697	583	826	706	795	705	307
14	3805	Ron Campbell	-2.4	J 355	605	681	811	751	642	781	345
15	3826	 Bob Torrie	-1.5	EC12 134	704	713	856	640	664	779	326
16	3855	Tony Taylor	9.3	J 344	801	665	773	663	680	742	332
17	3915	George Kermedilidis	7.8	J 327	779	734	827	668	781	636	317
18	3925	 Rodney Ford	0.6	J 1	674	701	781	DNF	684	774	311
19	3987	 Roy Bickerstaffe	3.2	J 275	773	717	828	604	798	787	308
20	3987	 Chris Stricker	-2.3	J 306	745	693	840	775	770	676	328
21	4003	 Al Ross	-4.0	J 282	745	614	880	732	769	796	347
22	4009	Barry Bissell	3.8	J 242	707	670	824	687	910	730	391
23	4012	 Chris Koskela	-12.4	EC12 9	690	664	771	652	1046	872	363
24	4154	Chris Greer	2.3	J 364	763	736	846	765	747	812	331
25	4221	 Allen Anderson	2.7	J 334	778	696	826	703	897	DNF	321
26	4335	Anzan Zhang	-3.2	J 380	944	768	853	760	779	833	342
27	4765	 Graeme Raxworthy	30.0	Other 2	785	919	1105	814	930	881	436
28	4968	 Cliff Bishop	-6.4	EC12 152	821	702	881	710	694	DNF	DNF



## Canterbury J class results












Congratulations Bryan

Second Jim



### Position

### Race

	Total	Skipper	%TA	Boat	1	2	3	4	5	6	7
1	3154	Bryan Treleaven	-2.9	371	498	517	529	623	874	632	355
2	3209	Jim Paterson	-7.4	354	615	554	606	550	647	583	301
3	3293	 Graham Parratt	-15.1	333	541	672	553	613	785	660	254
4	3434	Paul Campbell	-2.7	348	569	588	607	680	686	749	304
5	3498	Owen Henwood	-2.4	368	598	679	560	636	754	702	323
6	3510	Derek Kraak	-6.5	308	835	636	561	569	672	766	306
7	3538	 Glen Church	-6.1	276	658	651	667	676	629	DNF	257
8	3612	Robert Auton	-2.8	353	585	710	794	546	710	778	283
9	3625	Colin Freeman	1.3	377	553	701	616	675	786	777	303
10	3699	 Tom Arthur	-2.8	150	794	652	864	533	661	774	285
11	3755	Nick Richardson	3.5	170	758	656	784	674	702	665	300
12	3793	 Peter Bradley	-3.1	363	697	583	826	706	795	705	307
13	3805	Ron Campbell	-2.4	355	605	681	811	751	642	781	345
14	3855	Tony Taylor	9.3	344	801	665	773	663	680	742	332
15	3915	George Kermedilidze	17.8	327	779	734	827	668	781	636	317
16	3925	 Rodney Ford	0.6	1	674	701	781	DNF	684	774	311
17	3987	 Roy Bickerstaffe	3.2	275	773	717	828	604	798	787	308
18	3987	 Chris Stricker	-2.3	306	745	693	840	775	770	676	328
19	4003	 Al Ross	-4.0	282	745	614	880	732	769	796	347
20	4009	Barry Bissell	3.8	242	707	670	824	687	910	730	391
21	4154	Chris Greer	2.3	364	763	736	846	765	747	812	331
22	4221	 Allen Anderson	2.7	334	778	696	826	703	897	DNF	321
23	4335	Anzan Zhang	-3.2	380	944	768	853	760	779	833	342

## EC12 class results





Congratulations Daniel

Second Bob



### Position

### Race

	Total	Skipper	%TA	Boat	1	2	3	4	5	6	7
1	3624	Daniel Cross	-9.2	157	617	661	863	671	687	720	268
2	3826	Bob Torrie	-1.5	134	704	713	856	640	664	779	326
3	4012	 Chris Koskela	-12.4	9	690	664	771	652	1046	872	363
4	4968	 Cliff Bishop	-6.4	152	821	702	881	710	694	DNF	DNF

Thankyou race officers Ron



and Dayele

