

Combined Class Results -->Graham Mander 12-8-23 Mass start
















Well done Graham.
Congratulations

Second Ron



Position

Race

	Total	Skipper	Boat	1	2	3	4	5	6	7
1	17	Graham Parratt	J 333	1	2	3	1	8	2	10
2	35	Ron Bedyne	J 222	12	1	1	5	11	5	12
3	36	 Cliff Bishop	EC12 152	19	16	2	10	2	4	2
4	38	Bryan Treleaven	J 371	18	14	9	6	7	1	1
5	44	 Ralph Biggs	J 303	11	5	21	9	4	11	4
6	49	 Tom Arthur	J 146	2	13	5	3	18	9	17
7	50	 Peter Bradley	J 363	14	4	18	11	6	12	3
8	52	Derek Kraak	J 308	8	15	16	4	1	18	8
9	54	Ron Campbell	J 355	20	3	17	8	3	16	7
10	54	 Graeme Raxworthy	J 511	4	8	13	7	14	8	15
11	55	 Michael Inns	J 310	10	DNF	14	2	10	14	5
12	55	 Allen Anderson	J 334	9	6	7	12	12	22	9
13	59	 Chris Stricker	J 306	6	20	15	15	9	3	11
14	61	 Bob Torrie	EC12 134	3	18	8	DNF	19	7	6
15	67	Darryl Sutton	J 365	7	9	10	20	15	6	21
16	71	Owen Henwood	J 368	17	10	11	22	5	15	13
17	82	Colin Freeman	J 328	5	12	22	14	16	21	14
18	85	 Roy Bickerstaffe	J 275	15	24	6	18	13	10	23
19	95	 Rod Liddy	EC12 140	13	11	4	13	DNF	DNF	DNF
20	101	 Rodney Ford	J 358	24	7	DNF	17	20	13	20
21	112	Tony Taylor	J 344	16	19	20	16	24	19	22
22	121	 Peter Fisher	J 266	25	22	19	19	17	DNF	19
23	122	Tony Park	J 84	21	21	12	DNF	21	20	DNF
24	124	Murray Dean	J 184	22	DNF	24	23	22	17	16
25	125	Selwyn Taylor	J 153	23	17	23	21	23	23	18
26	157	Roger Banfield	J 327	26	23	DNF	DNF	DNF	DNF	DNF

Canterbury J class results



Congratulations Graham
Second Ron



Position

Position	Total	Skipper	Boat	Race						
				1	2	3	4	5	6	7
1	15	Graham Parratt	333	1	2	2	1	7	2	8
2	31	Ron Bdyn	222	11	1	1	5	10	4	10
3	33	Bryan Treleaven	371	16	13	6	6	6	1	1
4	39	Ralph Biggs	303	10	5	18	9	3	9	3
5	42	Tom Arthur	146	2	12	3	3	17	7	15
6	43	Peter Bradley	363	12	4	15	10	5	10	2
7	45	Derek Kraak	308	7	14	13	4	1	16	6
8	46	Ron Campbell	355	17	3	14	8	2	14	5
9	47	Michael Inns	310	9	DNF	11	2	9	12	4
10	47	Graeme Raxworthy	511	3	8	10	7	13	6	13
11	48	Allen Anderson	334	8	6	5	11	11	20	7
12	50	Chris Stricker	306	5	17	12	13	8	3	9
13	59	Darryl Sutton	365	6	9	7	18	14	5	19
14	61	Owen Henwood	368	15	10	8	20	4	13	11
15	73	Colin Freeman	328	4	11	19	12	15	19	12
16	74	Roy Bickerstaffe	275	13	21	4	16	12	8	21
17	90	Rodney Ford	358	21	7	DNF	15	18	11	18
18	98	Tony Taylor	344	14	16	17	14	22	17	20
19	106	Tony Park	84	18	18	9	DNF	19	18	DNF
20	107	Peter Fisher	266	22	19	16	17	16	DNF	17
21	110	Murray Dean	184	19	DNF	21	21	20	15	14
22	111	Selwyn Taylor	153	20	15	20	19	21	21	16
23	139	Roger Banfield	327	23	20	DNF	DNF	DNF	DNF	DNF

EC12 class results



Congratulations Cliff
Second Bob



Position

Position	Total	Skipper	Boat	Race						
				1	2	3	4	5	6	7
1	7	Cliff Bishop	152	3	2	1	1	1	1	1
2	13	Bob Torrie	134	1	3	3	DNF	2	2	2
3	15	Rod Liddy	140	2	1	2	2	DNF	DNF	DNF

The above are place based results. Below are unhandicapped results showing times in seconds.














Combined Class Results -->Graham Mander 12-8-23



Well done Graham.
Congratulations

Second Ron



Position	Total	Skipper	Boat	Race						
				1	2	3	4	5	6	7
1	2899	Graham Parratt	J 333	449	482	460	463	547	498	570
2	3131	Ron Bedyne	J 222	577	479	449	552	554	520	578
3	3148	 Cliff Bishop	EC12 152	612	752	458	577	507	519	475
4	3221	Bryan Treleaven	J 371	608	747	550	566	545	481	471
5	3285	 Tom Arthur	J 146	484	743	493	535	599	566	608
6	3311	 Michael Inns	J 310	569	DNF	566	508	550	591	527
7	3332	 Peter Bradley	J 363	589	550	622	579	543	580	491
8	3341	 Ralph Biggs	J 303	573	561	646	575	533	575	524
9	3349	Derek Kraak	J 308	562	750	593	537	493	615	549
10	3380	 Chris Stricker	J 306	545	952	584	611	549	516	575
11	3394	 Graeme Raxworthy	J 511	539	700	560	568	569	559	599
12	3395	Ron Campbell	J 355	619	535	616	572	526	601	545
13	3493	 Allen Anderson	J 334	564	694	532	588	563	680	566
14	3493	Darryl Sutton	J 365	552	708	552	658	578	534	619
15	3551	Owen Henwood	J 368	605	711	553	676	534	592	591
16	3610	 Roy Bickerstaffe	J 275	590	970	502	636	566	569	747
17	3639	Colin Freeman	J 328	542	740	649	604	587	660	597
18	3705	 Bob Torrie	EC12 134	527	949	544	DNF	600	547	538
19	3774	Tony Taylor	J 344	596	951	642	630	650	633	623
20	3805	 Rodney Ford	J 358	667	695	DNF	632	607	587	617
21	3853	Murray Dean	J 184	646	DNF	673	682	632	614	606
22	3926	Selwyn Taylor	J 153	647	754	670	664	644	690	611
23	4440	 Peter Fisher	J 266	1000	956	638	643	589	DNF	614
24	4479	Tony Park	J 84	639	954	556	DNF	622	646	DNF
25	4511	 Rod Liddy	EC12 140	587	727	473	600	DNF	DNF	DNF
26	6225	Roger Banfield	J 327	1011	966	DNF	DNF	DNF	DNF	DNF

Canterbury J class results












Congratulations Graham
Second Ron



Position

Race

	Total	Skipper	Boat	1	2	3	4	5	6	7
1	2899	Graham Parratt	333	449	482	460	463	547	498	570
2	3131	Ron Bedyne	222	577	479	449	552	554	520	578
3	3221	Bryan Treleaven	371	608	747	550	566	545	481	471
4	3285	 Tom Arthur	146	484	743	493	535	599	566	608
5	3311	 Michael Inns	310	569	DNF	566	508	550	591	527
6	3332	 Peter Bradley	363	589	550	622	579	543	580	491
7	3341	 Ralph Biggs	303	573	561	646	575	533	575	524
8	3349	Derek Kraak	308	562	750	593	537	493	615	549
9	3380	Chris Stricker	306	545	952	584	611	549	516	575
10	3394	 Graeme Raxworthy	511	539	700	560	568	569	559	599
11	3395	Ron Campbell	355	619	535	616	572	526	601	545
12	3493	 Allen Anderson	334	564	694	532	588	563	680	566
13	3493	Darryl Sutton	365	552	708	552	658	578	534	619
14	3551	Owen Henwood	368	605	711	553	676	534	592	591
15	3610	 Roy Bickerstaffe	275	590	970	502	636	566	569	747
16	3639	Colin Freeman	328	542	740	649	604	587	660	597
17	3774	Tony Taylor	344	596	951	642	630	650	633	623
18	3805	 Rodney Ford	358	667	695	DNF	632	607	587	617
19	3853	Murray Dean	184	646	DNF	673	682	632	614	606
20	3926	Selwyn Taylor	153	647	754	670	664	644	690	611
21	4440	 Peter Fisher	266	1000	956	638	643	589	DNF	614
22	4479	Tony Park	84	639	954	556	DNF	622	646	DNF
23	6225	Roger Banfield	327	1011	966	DNF	DNF	DNF	DNF	DNF

EC12 class results




Congratulations Cliff
Second Bob



Position

Race

	Total	Skipper	Boat	1	2	3	4	5	6	7
1	3148	Cliff Bishop	152	612	752	458	577	507	519	475
2	3705	Bob Torrie	134	527	949	544	DNF	600	547	538
3	4511	 Rod Liddy	140	587	727	473	600	DNF	DNF	DNF

Time adjusted handicap results showing times in seconds and %TA rounded.













Combined Class Results -->Graham Mander 12-8-23



Well done Graham.
Congratulations

Second Ralph



Position	Total	Skipper	%TA	Boat	Race						
					1	2	3	4	5	6	7
1	3297	Graham Parratt	-13.7	J 333	511	548	523	527	622	566	648
2	3323	Ralph Biggs	0.5	J 303	570	558	643	572	530	572	521
3	3326	 Cliff Bishop	-5.6	EC12 152	646	794	484	610	536	548	502
4	3342	 Michael Inns	-0.9	J 310	574	DNF	571	513	555	597	532
5	3362	 Allen Anderson	3.8	J 334	543	668	512	566	542	654	545
6	3409	 Tom Arthur	-3.8	J 146	502	771	512	555	622	587	631
7	3419	 Chris Stricker	-1.1	J 306	551	963	591	618	555	522	582
8	3429	Tony Taylor	9.1	J 344	542	864	583	572	591	575	566
9	3440	Ron Campbell	-1.4	J 355	627	542	624	580	533	609	552
10	3449	 Peter Bradley	-3.5	J 363	610	569	644	599	562	601	508
11	3464	 Ron Bedyne	-10.6	J 222	638	530	497	611	613	575	639
12	3538	Derek Kraak	-5.6	J 308	594	792	626	567	521	650	580
13	3572	Colin Freeman	1.9	J 328	532	726	637	593	576	648	586
14	3601	Murray Dean	6.5	J 184	604	DNF	629	637	591	574	566
15	3627	Owen Henwood	-2.1	J 368	618	726	565	690	545	605	604
16	3642	 Roy Bickerstaffe	-0.9	J 275	595	979	506	642	571	574	754
17	3701	Selwyn Taylor	5.7	J 153	610	711	632	626	607	650	576
18	3749	 Graeme Raxworthy	10.5	J 511	595	773	619	627	629	617	662
19	3783	Bryan Treleaven	-17.5	J 371	714	878	646	665	640	565	553
20	3790	 Bob Torrie	-2.3	EC12 134	539	971	556	DNF	614	560	550
21	3958	Rodney Ford	-4.0	J 358	694	723	DNF	657	631	611	642
22	4515	 Peter Fisher	-1.7	J 266	1017	972	649	654	599	DNF	624
23	4541	Darryl Sutton	-30.0	J 365	718	920	718	855	751	694	805
24	5823	Tony Park	-30.0	J 84	831	1240	723	DNF	809	840	DNF
25	5863	 Rod Liddy	-30.0	EC12 140	763	945	615	780	DNF	DNF	DNF
26	8090	Roger Banfield	-30.0	J 327	1314	1256	DNF	DNF	DNF	DNF	DNF

Canterbury J class results



Congratulations Graham
Second Ralph



Position


Race

	Total	Skipper	%TA	Boat	1	2	3	4	5	6	7
1	3297	Graham Parratt	-13.7	333	511	548	523	527	622	566	648
2	3323	Ralph Biggs	0.5	303	570	558	643	572	530	572	521
3	3342	Michael Inns	-0.9	310	574	DNF	571	513	555	597	532
4	3362	Allen Anderson	3.8	334	543	668	512	566	542	654	545
5	3409	Tom Arthur	-3.8	146	502	771	512	555	622	587	631
6	3419	Chris Stricker	-1.1	306	551	963	591	618	555	522	582
7	3429	Tony Taylor	9.1	344	542	864	583	572	591	575	566
8	3440	Ron Campbell	-1.4	355	627	542	624	580	533	609	552
9	3449	Peter Bradley	-3.5	363	610	569	644	599	562	601	508
10	3464	Ron Bedyne	-10.6	222	638	530	497	611	613	575	639
11	3538	Derek Kraak	-5.6	308	594	792	626	567	521	650	580
12	3572	Colin Freeman	1.9	328	532	726	637	593	576	648	586
13	3601	Murray Dean	6.5	184	604	DNF	629	637	591	574	566
14	3627	Owen Henwood	-2.1	368	618	726	565	690	545	605	604
15	3642	Roy Bickerstaffe	-0.9	275	595	979	506	642	571	574	754
16	3701	Selwyn Taylor	5.7	153	610	711	632	626	607	650	576
17	3749	Graeme Raxworthy	10.5	511	595	773	619	627	629	617	662
18	3783	Bryan Treleaven	-17.5	371	714	878	646	665	640	565	553
19	3958	Rodney Ford	-4.0	358	694	723	DNF	657	631	611	642
20	4515	Peter Fisher	-1.7	266	1017	972	649	654	599	DNF	624
21	4541	Darryl Sutton	-30.0	365	718	920	718	855	751	694	805
22	5823	Tony Park	-30.0	84	831	1240	723	DNF	809	840	DNF
23	8090	Roger Banfield	-30.0	327	1314	1256	DNF	DNF	DNF	DNF	DNF

EC12 class results



Congratulations Cliff
Second Bob



Position

Race

	Total	Skipper	%TA	Boat	1	2	3	4	5	6	7
1	3326	Cliff Bishop	-5.6	152	646	794	484	610	536	548	502
2	3790	Bob Torrie	-2.3	134	539	971	556	DNF	614	560	550
3	5863	Rod Liddy	-30.0	140	763	945	615	780	DNF	DNF	DNF

Thankyou race officers Paul

and Glen



Prepared Saturday, 12 August 2023, 4:10 PM

Copyright P. Knight