

Combined Class Results -->Dolphin Pennant 15-4-23 Mark Foy start














Well done Bob.
Congratulations

Second Colin

Position

Race

	Total	Skipper	MF-Time	Boat	1	2	3	4	5	6	7
1	8	Bob Torrie	20	EC12 134	1	1	3	1	1	1	3
2	25	Colin Freeman	0	J 328	DNF	2	2	15	3	2	1
3	34	 Peter Bradley	40	J 363	2	9	9	11	9	3	2
4	35	 Ralph Biggs	20	J 303	3	11	4	3	7	10	8
5	41	 Dayele Hobson	80	J 229	7	3	12	7	8	13	4
6	42	 Tom Arthur	60	J 146	6	5	16	14	6	6	5
7	45	 Al Ross	60	J 282	13	4	18	13	5	4	6
8	46	 Graham Parratt	120	J 333	8	8	13	6	12	5	7
9	51	 Chris Stricker	40	J 306	DNF	DNF	8	2	2	9	10
10	51	 Roy Bickerstaffe	40	J 275	11	7	5	4	13	11	DNF
11	55	Robert Auton	60	J 353	12	6	10	9	10	8	DNF
12	57	Tony Taylor	0	J 344	15	DNF	1	10	4	14	13
13	59	 Glen Church	80	J 276	9	12	19	8	14	7	9
14	70	Nick Richardson	0	J 170	5	13	7	5	DNF	DNF	DNF
15	77	 Cliff Bishop	60	J 269	10	15	17	12	11	12	DNF
16	81	Selwyn Taylor	0	J 153	17	16	6	DNF	15	15	12
17	89	 Allen Anderson	20	J 334	4	10	15	DNF	DNF	DNF	DNF
18	92	Anzan Zhang	0	J 74	14	17	14	16	DNF	DNF	11
19	97	David Strack	0	J 241	16	14	11	DNF	16	DNF	DNF

Canterbury J
class results



Congratulations Colin

Second Peter




Position

Race

	Total	Skipper	MF-Time	Boat	1	2	3	4	5	6	7
1	21	Colin Freeman	0	328	DNF	1	2	14	2	1	1
2	29	Peter Bradley	40	363	1	8	8	10	8	2	2
3	29	Ralph Biggs	20	303	2	10	3	2	6	9	7
4	35	Dayele Hobson	80	229	6	2	11	6	7	12	3
5	36	Tom Arthur	60	146	5	4	15	13	5	5	4
6	39	Al Ross	60	282	12	3	17	12	4	3	5
7	40	Graham Parratt	120	333	7	7	12	5	11	4	6
8	45	Chris Stricker	40	306	DNF	DNF	7	1	1	8	9
9	45	Roy Bickerstaffe	40	275	10	6	4	3	12	10	DNF
10	49	Robert Auton	60	353	11	5	9	8	9	7	DNF
11	52	Tony Taylor	0	344	14	DNF	1	9	3	13	12
12	53	Glen Church	80	276	8	11	18	7	13	6	8
13	64	Nick Richardson	0	170	4	12	6	4	DNF	DNF	DNF
14	71	Cliff Bishop	60	269	9	14	16	11	10	11	DNF
15	75	Selwyn Taylor	0	153	16	15	5	DNF	14	14	11
16	83	Allen Anderson	20	334	3	9	14	DNF	DNF	DNF	DNF
17	86	Anzan Zhang	0	74	13	16	13	15	DNF	DNF	10
18	91	David Strack	0	241	15	13	10	DNF	15	DNF	DNF


The above are place based results. Below are unhandicapped results showing times in seconds.











Combined Class Results -->Dolphin Pennant 15-4-23



Well done Graham.
Congratulations

Second Bob



Position	Total	Skipper	MF-Time	Boat	Race						
					1	2	3	4	5	6	7
1	3391	Graham Parratt	120	J 333	817	558	554	559	584	570	566
2	3505	Bob Torrie	20	EC12 134	819	573	528	578	585	595	646
3	3611	 Dayele Hobson	80	J 229	842	576	582	602	576	687	588
4	3721	 Al Ross	60	J 282	910	598	656	655	571	622	619
5	3722	 Tom Arthur	60	J 146	854	599	646	657	575	635	610
6	3746	 Glen Church	80	J 276	869	623	639	604	626	619	635
7	3758	Colin Freeman	0	J 328	DNF	635	547	744	625	637	570
8	3784	 Peter Bradley	40	J 363	806	640	610	667	643	602	622
9	3944	 Ralph Biggs	20	J 303	829	681	592	645	625	726	675
10	4020	Robert Auton	60	J 353	907	612	594	630	629	648	DNF
11	4152	 Roy Bickerstaffe	40	J 275	920	636	584	634	665	713	DNF
12	4311	 Cliff Bishop	60	J 269	896	775	655	652	634	699	DNF
13	4319	 Chris Stricker	40	J 306	DNF	DNF	608	622	581	674	702
14	4558	Tony Taylor	0	J 344	1047	DNF	534	702	629	793	853
15	4929	Selwyn Taylor	0	J 153	1078	854	641	DNF	739	803	814
16	5216	Nick Richardson	0	J 170	913	719	644	676	DNF	DNF	DNF
17	5256	Anzan Zhang	0	J 74	974	865	677	798	DNF	DNF	810
18	5537	David Strack	0	J 241	1051	820	657	DNF	745	DNF	DNF
19	5622	 Allen Anderson	20	J 334	868	680	678	DNF	DNF	DNF	DNF

Canterbury J class results



Congratulations Graham
Second Dayele



Position

Race

	Total	Skipper	MF-Time	Boat	1	2	3	4	5	6	7
1	3391	Graham Parratt	120	333	817	558	554	559	584	570	566
2	3611	Dayele Hobson	80	229	842	576	582	602	576	687	588
3	3721	Al Ross	60	282	910	598	656	655	571	622	619
4	3722	Tom Arthur	60	146	854	599	646	657	575	635	610
5	3746	Glen Church	80	276	869	623	639	604	626	619	635
6	3758	Colin Freeman	0	328	DNF	635	547	744	625	637	570
7	3784	Peter Bradley	40	363	806	640	610	667	643	602	622
8	3944	Ralph Biggs	20	303	829	681	592	645	625	726	675
9	4020	Robert Auton	60	353	907	612	594	630	629	648	DNF
10	4152	Roy Bickerstaffe	40	275	920	636	584	634	665	713	DNF
11	4311	Cliff Bishop	60	269	896	775	655	652	634	699	DNF
12	4319	Chris Stricker	40	306	DNF	DNF	608	622	581	674	702
13	4558	Tony Taylor	0	344	1047	DNF	534	702	629	793	853
14	4929	Selwyn Taylor	0	153	1078	854	641	DNF	739	803	814
15	5216	Nick Richardson	0	170	913	719	644	676	DNF	DNF	DNF
16	5256	Anzan Zhang	0	74	974	865	677	798	DNF	DNF	810
17	5537	David Strack	0	241	1051	820	657	DNF	745	DNF	DNF
18	5622	Allen Anderson	20	334	868	680	678	DNF	DNF	DNF	DNF












Time adjusted handicap results showing times in seconds and %TA rounded.

Combined Class Results -->Dolphin Pennant 15-4-23



Well done Bob.
Congratulations

Second Colin

Position	Total	Skipper	%TA	Boat	Race						
					1	2	3	4	5	6	7
1	3553	Bob Torrie	-1.4	EC12 134	830	581	535	586	593	603	655
2	3668	Colin Freeman	2.4	J 328	DNF	620	534	726	610	622	556
3	3876	 Tom Arthur	-4.2	J 146	890	624	673	684	599	661	635
4	3881	 Dayele Hobson	-7.5	J 229	905	619	626	647	619	738	632
5	3890	 Al Ross	-4.5	J 282	951	625	686	685	597	650	647
6	3901	 Graham Parratt	-15.0	J 333	940	642	637	643	672	656	651
7	3925	 Ralph Biggs	0.5	J 303	825	678	589	642	622	722	672
8	3925	 Peter Bradley	-3.7	J 363	836	664	633	692	667	624	645
9	3981	 Glen Church	-6.3	J 276	924	662	679	642	665	658	675
10	4066	Tony Taylor	10.8	J 344	934	DNF	476	626	561	708	761
11	4178	 Roy Bickerstaffe	-0.6	J 275	926	640	588	638	669	717	DNF
12	4231	Robert Auton	-5.3	J 353	955	644	625	663	662	682	DNF
13	4324	 Chris Stricker	-1.0	J 306	DNF	DNF	614	628	587	681	709
14	4514	 Cliff Bishop	-4.7	J 269	938	811	686	683	664	732	DNF
15	4812	Selwyn Taylor	2.4	J 153	1052	834	626	DNF	721	784	795
16	4887	Anzan Zhang	8.3	J 74	893	793	621	732	DNF	DNF	743
17	5057	Nick Richardson	3.5	J 170	881	693	621	652	DNF	DNF	DNF
18	5430	 Allen Anderson	5.0	J 334	825	646	644	DNF	DNF	DNF	DNF
19	5457	David Strack	0.8	J 241	1043	813	652	DNF	739	DNF	DNF

Canterbury J class results













Congratulations Colin
Second Tom



Position

Race

	Total	Skipper	%TA	Boat	1	2	3	4	5	6	7
1	3668	Colin Freeman	2.4	328	DNF	620	534	726	610	622	556
2	3876	Tom Arthur	-4.2	146	890	624	673	684	599	661	635
3	3881	 Dayele Hobson	-7.5	229	905	619	626	647	619	738	632
4	3890	 Al Ross	-4.5	282	951	625	686	685	597	650	647
5	3901	 Graham Parratt	-15.0	333	940	642	637	643	672	656	651
6	3925	 Ralph Biggs	0.5	303	825	678	589	642	622	722	672
7	3925	 Peter Bradley	-3.7	363	836	664	633	692	667	624	645
8	3981	 Glen Church	-6.3	276	924	662	679	642	665	658	675
9	4066	Tony Taylor	10.8	344	934	DNF	476	626	561	708	761
10	4178	 Roy Bickerstaffe	-0.6	275	926	640	588	638	669	717	DNF
11	4231	Robert Auton	-5.3	353	955	644	625	663	662	682	DNF
12	4324	 Chris Stricker	-1.0	306	DNF	DNF	614	628	587	681	709
13	4514	 Cliff Bishop	-4.7	269	938	811	686	683	664	732	DNF
14	4812	Selwyn Taylor	2.4	153	1052	834	626	DNF	721	784	795
15	4887	Anzan Zhang	8.3	74	893	793	621	732	DNF	DNF	743
16	5057	Nick Richardson	3.5	170	881	693	621	652	DNF	DNF	DNF
17	5430	 Allen Anderson	5.0	334	825	646	644	DNF	DNF	DNF	DNF
18	5457	David Strack	0.8	241	1043	813	652	DNF	739	DNF	DNF

These results are usually divided into 3 sections. Section 1 are the official results.

Section 1

with MS 1,2 or 3 groups etc., results are NOT handicapped.

with MF, results are ALWAYS handicapped using a fixed handicap for each race.

with A and B or C fleets, results are ALWAYS handicapped using a variable handicap for each race.

Section 2

results are NEVER handicapped. The times are used to generate %TA values for section 3.

Section 3

ALWAYS shows percentage time adjusted handicapped results.

The mixture of handicapped and UNhandicapped results should keep everyone happy???

Thankyou race officers Ron

and Ron



Prepared Saturday, 15 April 2023, 3:47 PM

Copyright P. Knight