



Club Racing 5-11-22 A and B Fleets








Well done Graham.
Congratulations

Second Cliff



Position

Race

	Total	Skipper	Boat	1	2	3	4	5	6	7
1	16	Graham Parratt	J 333	3	3	1	2	3	4	5
2	22	Cliff Bishop	J 269	8	1	7	1	8	1	4
3	24	 Rodney Ford	J 284	1	8	3	9	2	7	3
4	24	 Glen Church	J 276	5	4	2	3	7	3	8
5	28	Ron Campbell	J 355	2	5	5	5	6	5	7
6	30	 Tom Arthur	J 150	9	2	4	8	4	6	6
7	38	Steve Mander	J 280	7	6	10	11	5	9	1
8	39	Barry Bissell	J 242	10	10	8	10	1	8	2
9	41	 Allen Anderson	J 219	6	9	9	6	9	2	9
10	48	 Chris Stricker	J 306	4	7	6	7	DNF	DNF	DNF
11	56	Anzan Zhang	J 229	11	11	11	4	10	10	10

The above are place based results. Below are unhandicapped results showing times in seconds.

Club Racing 5-11-22








Well done Graham.
Congratulations

Second Glen



Position

	Total	Skipper	Boat	1	2	3	Race	4	5	6	7
1	3376	Graham Parratt	J 333	606	892	1072		620	334	345	579
2	3554	Glen Church	J 276	630	917	1091		668	363	390	586
3	3558 	Cliff Bishop	J 269	666	921	1128		645	365	384	577
4	3599	Ron Campbell	J 355	662	957	1121		680	359	356	585
5	3687 	Tom Arthur	J 150	671	940	1105		695	404	394	583
6	3752 	Rodney Ford	J 284	645	997	1155		697	375	406	632
7	3851 	Allen Anderson	J 219	709	1014	1218		749	381	386	612
8	3941	Steve Mander	J 280	718	1042	1184		760	408	414	599
9	4007	Barry Bissell	J 242	786	1079	1189		758	362	408	614
10	4231	Anzan Zhang	J 229	737	1091	1273		738	386	488	791
11	6212 	Chris Stricker	J 306	672	988	1185		693	DNF	DNF	DNF







Time adjusted handicap results showing times in seconds and %TA rounded.

Club Racing 5-11-22

Well done Ron.
Congratulations

Second Cliff



Position	Total	Skipper	%TA	Boat	Race						
					1	2	3	4	5	6	7
1	3546	Ron Campbell	1.5	J 355	652	943	1104	670	354	351	576
2	3637	Cliff Bishop	-2.2	J 269	681	941	1153	659	373	393	590
3	3687	 Rodney Ford	1.8	J 284	634	980	1135	685	368	399	621
4	3803	 Allen Anderson	1.2	J 219	700	1002	1203	740	376	381	604
5	3827	Steve Mander	2.9	J 280	697	1012	1150	738	396	402	582
6	3837	Barry Bissell	4.3	J 242	752	1033	1138	726	347	391	588
7	3847	 Glen Church	-8.3	J 276	682	993	1181	723	393	422	634
8	3856	 Tom Arthur	-4.5	J 150	702	983	1155	727	422	412	610
9	3943	 Graham Parratt	-16.8	J 333	708	1042	1252	724	390	403	676
10	5499	Anzan Zhang	-30.0	J 229	958	1418	1655	959	502	634	1028
11	7005	 Chris Stricker	0.2	J 306	670	986	1182	691	DNF	DNF	DNF

Thankyou race officers Roy



and Dayele



Prepared Saturday, 5 November 2022, 3:21 PM

Copyright P. Knight