

Combined Class Results -->Kaiapoi Pennant 16-7-22 Mark Foy start










Well done Nick.
Congratulations

Second Rodney



Position

Race

	Total	Skipper	MF-Time	Boat	1	2	3	4	5	6
1	17	Nick Richardson	0	J 170	7	2	5	10	2	1
2	20	Rodney Ford	0	J 284	11	1	1	7	5	6
3	22	 Roy Bickerstaffe	60	EC12 131	9	4	3	5	1	12
4	23	 Ron Bedyne	120	J 222	8	11	4	3	6	2
5	26	 Tom Arthur	40	J 150	1	9	7	1	8	13
6	30	Ron Campbell	20	J 355	12	DNF	6	2	3	7
7	30	Barry Bissell	0	J 242	4	5	10	9	9	3
8	32	 Allen Anderson	20	J 219	2	8	13	4	10	8
9	32	 Michael Inns	40	J 310	3	12	9	13	4	4
10	32	 Ralph Biggs	20	J 303	5	3	11	8	13	5
11	34	 Cliff Bishop	100	EC12 152	6	7	8	6	7	11
12	45	 Peter Bradley	80	J 363	13	10	2	12	11	10
13	48	 Chris Stricker	40	J 306	10	6	12	11	12	9
14	70	Tony Beasley	80	J 229	14	DNF	14	14	14	14

Canterbury J class results










Congratulations Nick

Second Rodney

Position

Race

	Total	Skipper	MF-Time	Boat	1	2	3	4	5	6
1	14	Nick Richardson	0	170	6	2	4	8	1	1
2	17	Rodney Ford	0	284	9	1	1	5	4	6
3	20	 Ron Bedyne	120	222	7	9	3	3	5	2
4	21	 Tom Arthur	40	150	1	7	6	1	6	11
5	25	Barry Bissell	0	242	4	4	8	7	7	3
6	26	Ron Campbell	20	355	10	DNF	5	2	2	7
7	27	 Michael Inns	40	310	3	10	7	11	3	4
8	28	 Allen Anderson	20	219	2	6	11	4	8	8
9	28	 Ralph Biggs	20	303	5	3	9	6	11	5
10	39	 Peter Bradley	80	363	11	8	2	10	9	10
11	41	 Chris Stricker	40	306	8	5	10	9	10	9
12	60	Tony Beasley	80	229	12	DNF	12	12	12	12

The above are place based results. Below are unhandicapped results showing times in seconds.

Combined Class Results --> Kaiapoi Pennant 16-7-22

Position	Total	Skipper	MF-Time	Boat	Race					
					1	2	3	4	5	6
1	3500	Ron Bedyne	120	J 222	800	474	697	738	927	791
2	3686	Cliff Bishop	100	EC12 152	809	453	742	793	991	889
3	3696	Roy Bickerstaffe	60	EC12 131	866	440	724	824	842	969
4	3822	Tom Arthur	40	J 150	786	532	793	705	1067	1006
5	3939	Peter Bradley	80	J 363	857	496	696	990	1046	900
6	3984	Rodney Ford	0	J 284	931	448	772	894	1012	939
7	4023	Ralph Biggs	20	J 303	885	472	849	903	1122	914
8	4070	Nick Richardson	0	J 170	912	490	829	1021	970	869
9	4111	Allen Anderson	20	J 219	875	541	910	854	1100	931
10	4144	Barry Bissell	0	J 242	902	517	856	946	1118	923
11	4154	Michael Inns	40	J 310	857	658	803	1033	951	885
12	4183	Chris Stricker	40	J 306	888	500	871	1005	1098	919
13	4418	Ron Campbell	20	J 355	914	DNF	811	811	959	923
14	4806	Tony Beasley	80	J 229	866	DNF	859	1031	1066	984

Well done Ron.
Congratulations

Second Cliff

Canterbury J class results

Position	Total	Skipper	MF-Time	Boat	Race					
					1	2	3	4	5	6
1	3500	Ron Bedyne	120	222	800	474	697	738	927	791
2	3822	Tom Arthur	40	150	786	532	793	705	1067	1006
3	3939	Peter Bradley	80	363	857	496	696	990	1046	900
4	3984	Rodney Ford	0	284	931	448	772	894	1012	939
5	4023	Ralph Biggs	20	303	885	472	849	903	1122	914
6	4070	Nick Richardson	0	170	912	490	829	1021	970	869
7	4111	Allen Anderson	20	219	875	541	910	854	1100	931
8	4144	Barry Bissell	0	242	902	517	856	946	1118	923
9	4154	Michael Inns	40	310	857	658	803	1033	951	885
10	4183	Chris Stricker	40	306	888	500	871	1005	1098	919
11	4418	Ron Campbell	20	355	914	DNF	811	811	959	923
12	4806	Tony Beasley	80	229	866	DNF	859	1031	1066	984

Congratulations Ron

Second Tom

Time adjusted handicap results showing times in seconds and %TA rounded.

Combined Class Results -->Kaia Poi Pennant 16-7-22



Well done Roy.
Congratulations

Second Nick

Position	Total	Skipper	%TA	Boat	Race					
					1	2	3	4	5	6
1	3828	Roy Bickerstaffe	-3.5	EC12 131	897	456	750	853	872	1003
2	3839	Nick Richardson	5.7	J 170	860	462	782	963	915	820
3	3878	Ron Bedyne	-10.8	J 222	886	525	772	818	1027	877
4	3886	Rodney Ford	2.4	J 284	908	437	753	872	987	916
5	3981	Tom Arthur	-4.2	J 150	819	554	826	734	1112	1048
6	4013	Barry Bissell	3.2	J 242	873	501	829	916	1083	894
7	4080	Ralph Biggs	-1.4	J 303	897	479	861	916	1138	927
8	4117	Cliff Bishop	-11.7	EC12 152	903	506	829	886	1107	993
9	4143	Allen Anderson	-0.8	J 219	882	545	917	861	1109	938
10	4183	Chris Stricker	-0.0	J 306	888	500	871	1005	1098	919
11	4184	Michael Inns	-0.7	J 310	863	663	809	1040	958	891
12	4298	Ron Campbell	2.7	J 355	889	DNF	789	789	933	898
13	5121	Peter Bradley	-30.0	J 363	1114	645	905	1287	1360	1170
14	6248	Tony Beasley	-30.0	J 229	1126	DNF	1117	1340	1386	1279

Canterbury J class results



Congratulations Nick

Second Ron



Position	Total	Skipper	%TA	Boat	Race					
					1	2	3	4	5	6
1	3839	Nick Richardson	5.7	170	860	462	782	963	915	820
2	3878	Ron Bedyne	-10.8	222	886	525	772	818	1027	877
3	3886	Rodney Ford	2.4	284	908	437	753	872	987	916
4	3981	Tom Arthur	-4.2	150	819	554	826	734	1112	1048
5	4013	Barry Bissell	3.2	242	873	501	829	916	1083	894
6	4080	Ralph Biggs	-1.4	303	897	479	861	916	1138	927
7	4143	Allen Anderson	-0.8	219	882	545	917	861	1109	938
8	4183	Chris Stricker	-0.0	306	888	500	871	1005	1098	919
9	4184	Michael Inns	-0.7	310	863	663	809	1040	958	891
10	4298	Ron Campbell	2.7	355	889	DNF	789	789	933	898
11	5121	Peter Bradley	-30.0	363	1114	645	905	1287	1360	1170
12	6248	Tony Beasley	-30.0	229	1126	DNF	1117	1340	1386	1279

Thankyou race officer Dayele



Prepared Saturday, 16 July 2022, 3:29 PM

Copyright P. Knight