

Combined Class Results -->Club Racing 25-6-22 Mass start












Well done Graham.
Congratulations

Second Chris



Position

Race

	Total	Skipper	Boat	1	2	3	4	5	6	7
1	7	Graham Parratt	J 333	1	1	3	2	1	1	1
2	17	Chris Koskela	EC12 9	2	3	2	1	11	2	7
3	17	 Ron Bedyne	J 222	8	4	1	3	2	4	3
4	25	 Glen Church	J 276	3	5	4	4	3	6	10
5	33	Derek Kraak	J 308	4	12	13	5	4	3	5
6	35	 Dayele Hobson	J 229	6	2	9	DNF	8	8	2
7	43	 Al Ross	J 282	9	7	7	9	7	12	4
8	52	 Tom Arthur	J 146	15	16	12	7	5	5	8
9	53	 Roy Bickerstaffe	EC12 131	10	8	16	13	9	7	6
10	54	Ron Campbell	J 355	12	13	10	6	6	9	11
11	62	 Peter Bradley	J 321	7	15	6	12	13	10	14
12	68	Russell Wenham	J 70	13	6	5	8	DNF	DNF	DNF
13	68	 Ralph Biggs	J 303	14	11	15	10	10	11	12
14	72	Barry Bissell	J 242	11	10	11	14	14	13	13
15	74	Steve Mander	J 280	16	14	14	11	12	14	9
16	76	 Peter Fisher	J 266	5	9	8	DNF	DNF	DNF	DNF
17	100	Murray Pearce	J 205	DNF	17	17	DNF	15	DNF	15

Canterbury J class results










Congratulations Graham
Second Ron



Position

Race

	Total	Skipper	Boat	1	2	3	4	5	6	7
1	6	Graham Parratt	333	1	1	2	1	1	1	1
2	14	Ron Bedyne	222	7	3	1	2	2	3	3
3	20	 Glen Church	276	2	4	3	3	3	5	8
4	28	Derek Kraak	308	3	10	12	4	4	2	5
5	31	 Dayele Hobson	229	5	2	8	DNF	8	6	2
6	39	 Al Ross	282	8	6	6	8	7	10	4
7	45	 Tom Arthur	146	13	14	11	6	5	4	6
8	46	Ron Campbell	355	10	11	9	5	6	7	9
9	53	 Peter Bradley	321	6	13	5	11	11	8	12
10	58	 Ralph Biggs	303	12	9	14	9	9	9	10
11	59	Russell Wenham	70	11	5	4	7	DNF	DNF	DNF
12	61	Barry Bissell	242	9	8	10	12	12	11	11
13	64	Steve Mander	280	14	12	13	10	10	12	7
14	66	 Peter Fisher	266	4	7	7	DNF	DNF	DNF	DNF
15	88	Murray Pearce	205	DNF	15	15	DNF	13	DNF	13

The above are place based results. Below are unhandicapped results showing times in seconds.

Combined Class Results -->Club Racing 25-6-22



Well done Graham.
Congratulations

Second Ron



Position

Race

	Total	Skipper	Boat	1	2	3	4	5	6	7
1	3691	Graham Parratt	J 333	877	631	647	502	605	671	635
2	3917	Ron Bedyne	J 222	1002	738	635	515	617	732	680
3	4108	Chris Koskela	EC12 9	893	714	642	498	784	701	769
4	4226	Glen Church	J 276	944	745	658	527	707	768	821
5	4335	Al Ross	J 282	1019	758	670	620	753	846	688
6	4367	Derek Kraak	J 308	980	794	761	607	721	730	754
7	4421	Tom Arthur	J 146	1237	821	715	617	734	752	782
8	4479	Ron Campbell	J 355	1089	796	687	610	747	815	824
9	4556	Roy Bickerstaffe	EC12 131	1081	759	857	647	765	772	756
10	4562	Dayele Hobson	J 229	987	683	678	DNF	758	788	668
11	4659	Peter Bradley	J 321	989	814	667	636	833	819	890
12	4675	Ralph Biggs	J 303	1154	793	817	623	772	840	830
13	4708	Steve Mander	J 280	1247	801	801	629	793	882	802
14	4741	Barry Bissell	J 242	1085	789	712	678	839	852	871
15	5762	Russell Wenham	J 70	1120	747	659	618	DNF	DNF	DNF
16	6234	Murray Pearce	J 205	DNF	979	882	DNF	855	DNF	900
17	6353	Peter Fisher	J 266	985	769	672	DNF	DNF	DNF	DNF

Canterbury J class results



Congratulations Graham

Second Ron



Position

Race

	Total	Skipper	Boat	1	2	3	4	5	6	7
1	3691	Graham Parratt	333	877	631	647	502	605	671	635
2	3917	Ron Bedyne	222	1002	738	635	515	617	732	680
3	4226	Glen Church	276	944	745	658	527	707	768	821
4	4335	Al Ross	282	1019	758	670	620	753	846	688
5	4367	Derek Kraak	308	980	794	761	607	721	730	754
6	4421	Tom Arthur	146	1237	821	715	617	734	752	782
7	4479	Ron Campbell	355	1089	796	687	610	747	815	824
8	4562	Dayele Hobson	229	987	683	678	DNF	758	788	668
9	4659	Peter Bradley	321	989	814	667	636	833	819	890
10	4675	Ralph Biggs	303	1154	793	817	623	772	840	830
11	4708	Steve Mander	280	1247	801	801	629	793	882	802
12	4741	Barry Bissell	242	1085	789	712	678	839	852	871
13	5762	Russell Wenham	70	1120	747	659	618	DNF	DNF	DNF
14	6234	Murray Pearce	205	DNF	979	882	DNF	855	DNF	900
15	6353	Peter Fisher	266	985	769	672	DNF	DNF	DNF	DNF

Time adjusted handicap results showing times in seconds and %TA rounded.

Combined Class Results -->Club Racing 25-6-22



Well done Graham.
Congratulations

Second Ron



Position

Race

	Total	Skipper	%TA	Boat	1	2	3	4	5	6	7
1	4308	Graham Parratt	-16.7	J 333	1024	737	755	586	706	783	741
2	4310	Ron Bedyne	-10.0	J 222	1103	812	699	567	679	805	748
3	4329	Ron Campbell	3.4	J 355	1053	769	664	590	722	788	796
4	4470	Derek Kraak	-2.3	J 308	1003	813	779	621	738	747	772
5	4471	Al Ross	-3.1	J 282	1051	782	691	639	777	872	710
6	4578	Glen Church	-8.3	J 276	1022	807	713	571	766	832	889
7	4584	Barry Bissell	3.3	J 242	1049	763	688	656	811	824	842
8	4595	Chris Koskela	-11.9	EC12 9	999	799	718	557	877	784	860
9	4637	Tom Arthur	-4.9	J 146	1298	861	750	647	770	789	820
10	4659	Peter Bradley	-0.0	J 321	989	814	667	636	833	819	890
11	4717	Roy Bickerstaffe	-3.5	EC12 131	1119	786	887	670	792	799	783
12	4752	Ralph Biggs	-1.6	J 303	1173	806	830	633	785	854	844
13	4780	Dayele Hobson	-4.8	J 229	1034	716	710	DNF	794	826	700
14	6121	Steve Mander	-30.0	J 280	1621	1041	1041	818	1031	1147	1043
15	6478	Murray Pearce	15.0	J 205	DNF	832	750	DNF	727	DNF	765
16	6720	Russell Wenham	-5.4	J 70	1181	788	695	652	DNF	DNF	DNF
17	7532	Peter Fisher	-0.0	J 266	985	769	672	DNF	DNF	DNF	DNF

Canterbury J class results



Congratulations Graham

Second Ron



Position

Race

	Total	Skipper	%TA	Boat	1	2	3	4	5	6	7
1	4308	Graham Parratt	-16.7	333	1024	737	755	586	706	783	741
2	4310	Ron Bedyne	-10.0	222	1103	812	699	567	679	805	748
3	4329	Ron Campbell	3.4	355	1053	769	664	590	722	788	796
4	4470	Derek Kraak	-2.3	308	1003	813	779	621	738	747	772
5	4471	Al Ross	-3.1	282	1051	782	691	639	777	872	710
6	4578	Glen Church	-8.3	276	1022	807	713	571	766	832	889
7	4584	Barry Bissell	3.3	242	1049	763	688	656	811	824	842
8	4637	Tom Arthur	-4.9	146	1298	861	750	647	770	789	820
9	4659	Peter Bradley	-0.0	321	989	814	667	636	833	819	890
10	4752	Ralph Biggs	-1.6	303	1173	806	830	633	785	854	844
11	4780	Dayele Hobson	-4.8	229	1034	716	710	DNF	794	826	700
12	6121	Steve Mander	-30.0	280	1621	1041	1041	818	1031	1147	1043
13	6478	Murray Pearce	15.0	205	DNF	832	750	DNF	727	DNF	765
14	6720	Russell Wenham	-5.4	70	1181	788	695	652	DNF	DNF	DNF
15	7532	Peter Fisher	-0.0	266	985	769	672	DNF	DNF	DNF	DNF

Thankyou race officers Mike



and Michael



Prepared Saturday, 25 June 2022, 3:45 PM

Copyright P. Knight