



Combined Class Results -->Club Racing 9-4-22 Mass Start 2 Groups










Well done Graham.
Congratulations

Second Cliff



Position

Race

	Total	Skipper	Group	Boat	1	2	3	4	5	6	7
1	12	Graham Parratt	0	J 333	4	2	1	2	1	2	5
2	14	Cliff Bishop	0	EC12 152	2	3	5	1	4	1	3
3	19	 Glen Church	0	J 276	1	4	8	11	2	3	1
4	30	 Tom Arthur	0	J 150	9	5	2	10	8	4	2
5	34	 Rodney Ford	50	J 258	5	10	3	6	11	6	4
6	38	 Roy Bickerstaffe	50	EC12 131	7	11	4	8	3	9	7
7	38	 Al Ross	0	J 282	11	6	9	4	6	7	6
8	40	 Dayele Hobson	0	J 229	8	1	6	7	7	DNF	11
9	40	Derek Kraak	50	J 308	3	7	10	3	9	8	10
10	43	 Ralph Biggs	50	J 303	10	9	11	5	5	5	9
11	48	Barry Bissell	50	J 242	6	8	7	9	10	10	8

Canterbury J class results








Congratulations Graham
Second Glen

Race









Position

	Total	Skipper	Group	Boat	1	2	3	4	5	6	7
1	9	Graham Parratt	0	333	3	2	1	1	1	1	4
2	15	Glen Church	0	276	1	3	6	9	2	2	1
3	24	 Tom Arthur	0	150	7	4	2	8	6	3	2
4	29	 Rodney Ford	50	258	4	9	3	5	9	5	3
5	30	 Al Ross	0	282	9	5	7	3	4	6	5
6	31	 Dayele Hobson	0	229	6	1	4	6	5	DNF	9
7	32	Derek Kraak	50	308	2	6	8	2	7	7	8
8	34	 Ralph Biggs	50	303	8	8	9	4	3	4	7
9	38	Barry Bissell	50	242	5	7	5	7	8	8	6

The above are place based results. Below are unhandicapped results showing times in seconds.

Combined Class Results -->Club Racing 9-4-22

Position	Total	Skipper	Group	Boat	Race						
					1	2	3	4	5	6	7
1	4048	Glen Church	0	J 276	751	690	938	764	682	580	581
2	4141	Cliff Bishop	0	EC12 152	821	682	933	537	687	569	845
3	4191	 Graham Parratt	0	J 333	861	680	874	562	660	574	854
4	4315	 Tom Arthur	0	J 150	934	730	912	762	717	610	584
5	4568	 Al Ross	0	J 282	1027	767	941	630	694	680	856
6	4626	Derek Kraak	50	J 308	842	862	1067	625	742	680	875
7	4729	 Ralph Biggs	50	J 303	973	896	1116	632	689	665	874
8	4759	 Roy Bickerstaffe	50	EC12 131	901	935	933	690	684	682	869
9	4761	Dayele Hobson	0	J 229	905	671	935	671	702	DNF	877
10	4781	 Rodney Ford	50	J 258	887	934	917	661	798	666	852
11	4881	Barry Bissell	50	J 242	899	892	935	737	772	710	871








Well done Glen.
Congratulations

Second Cliff



Canterbury J class results

Position	Total	Skipper	Group	Boat	Race						
					1	2	3	4	5	6	7
1	4048	Glen Church	0	276	751	690	938	764	682	580	581
2	4191	Graham Parratt	0	333	861	680	874	562	660	574	854
3	4315	 Tom Arthur	0	150	934	730	912	762	717	610	584
4	4568	 Al Ross	0	282	1027	767	941	630	694	680	856
5	4626	Derek Kraak	50	308	842	862	1067	625	742	680	875
6	4729	 Ralph Biggs	50	303	973	896	1116	632	689	665	874
7	4761	 Dayele Hobson	0	229	905	671	935	671	702	DNF	877
8	4781	 Rodney Ford	50	258	887	934	917	661	798	666	852
9	4881	Barry Bissell	50	242	899	892	935	737	772	710	871



Congratulations Glen

Second Graham



Time adjusted handicap results showing times in seconds and %TA rounded.

Combined Class Results -->Club Racing 9-4-22



Well done Glen.
Congratulations

Second Tom



Position

Race

	Total	Skipper	%TA	Boat	1	2	3	4	5	6	7
1	4419	Glen Church	-9.2	J 276	820	753	1024	834	745	633	634
2	4501	Tom Arthur	-4.3	J 150	974	762	951	795	748	636	609
3	4652	Cliff Bishop	-12.4	EC12 152	923	766	1048	603	772	639	949
4	4677	Barry Bissell	4.2	J 242	861	855	896	706	740	680	835
5	4744	Al Ross	-3.9	J 282	1067	797	977	654	721	706	889
6	4764	Derek Kraak	-3.0	J 308	867	888	1099	644	764	700	901
7	4799	Rodney Ford	-0.4	J 258	890	938	920	664	801	669	855
8	4840	Ralph Biggs	-2.3	J 303	996	917	1142	647	705	681	894
9	4877	Roy Bickerstaffe	-2.5	EC12 131	923	958	956	707	701	699	891
10	4930	Graham Parratt	-17.6	J 333	1013	800	1028	661	776	675	1005
11	4973	Dayele Hobson	-4.5	J 229	945	701	977	701	733	DNF	916

**Canterbury J
class results**



Congratulations Glen

Second Tom



Position

Race

	Total	Skipper	%TA	Boat	1	2	3	4	5	6	7
1	4419	Glen Church	-9.2	276	820	753	1024	834	745	633	634
2	4501	Tom Arthur	-4.3	150	974	762	951	795	748	636	609
3	4677	Barry Bissell	4.2	242	861	855	896	706	740	680	835
4	4744	Al Ross	-3.9	282	1067	797	977	654	721	706	889
5	4764	Derek Kraak	-3.0	308	867	888	1099	644	764	700	901
6	4799	Rodney Ford	-0.4	258	890	938	920	664	801	669	855
7	4840	Ralph Biggs	-2.3	303	996	917	1142	647	705	681	894
8	4930	Graham Parratt	-17.6	333	1013	800	1028	661	776	675	1005
9	4973	Dayele Hobson	-4.5	229	945	701	977	701	733	DNF	916

Thankyou race officers Vern



and Graeme



Prepared Saturday, 9 April 2022, 3:30 PM

Copyright P. Knight