












Combined Class Results -->Garrard Pennant 11-12-21 Mark Foy start

Well done Robert.
Congratulations

Second Barry



| Position | Total | Skipper | MF-Time | Boat | Race | | | | | | |
|----------|-------|--|---------|----------|------|----|----|----|----|----|----|
| | | | | | 1 | 2 | 3 | 4 | 5 | 6 | 7 |
| 1 | 18 | Robert Auton | 40 | J 353 | 1 | 2 | 4 | 1 | 9 | 12 | 1 |
| 2 | 21 | Barry Bissell | 0 | J 242 | 8 | 3 | 11 | 3 | 3 | 1 | 3 |
| 3 | 26 |  Tom Arthur | 60 | J 146 | 5 | 4 | 3 | 6 | 13 | 3 | 5 |
| 4 | 35 |  Graeme Raxworthy | 60 | J 350 | 2 | 9 | 8 | 5 | 4 | 10 | 7 |
| 5 | 36 |  Graham Parratt | 120 | J 333 | 7 | 12 | 5 | 4 | 5 | 7 | 8 |
| 6 | 42 |  Al Ross | 60 | J 282 | 4 | 6 | 10 | 8 | 8 | 6 | 14 |
| 7 | 43 |  Peter Crofts | 60 | EC12 150 | 3 | 10 | 2 | 13 | 11 | 5 | 12 |
| 8 | 46 | John Emery | 0 | J 89 | 16 | 15 | 1 | 14 | 2 | 8 | 6 |
| 9 | 47 |  David Paterson | 0 | J 61 | 13 | 1 | 14 | 16 | 6 | 11 | 2 |
| 10 | 48 |  Bob Torrie | 60 | EC12 134 | 9 | 8 | 9 | 9 | 12 | 2 | 11 |
| 11 | 54 |  Allen Anderson | 40 | J 219 | 10 | 5 | 13 | 12 | 1 | 13 | 13 |
| 12 | 54 |  Glen Church | 60 | J 276 | 6 | 7 | 12 | 11 | 14 | 15 | 4 |
| 13 | 56 |  Cliff Bishop | 60 | J 269 | 11 | 13 | 7 | 15 | 7 | 9 | 9 |
| 14 | 58 | Ron Campbell | 0 | J 355 | 15 | 16 | 6 | 7 | 16 | 4 | 10 |
| 15 | 72 | Murray Pearce | 0 | J 205 | 14 | 14 | 16 | 2 | 10 | 16 | 16 |
| 16 | 77 |  Ralph Biggs | 60 | J 303 | 12 | 11 | 15 | 10 | 15 | 14 | 15 |










Canterbury J class results



Congratulations Robert


Second Barry



| Position | Total | Skipper | MF-Time | Boat | Race | | | | | | |
|----------|-------|--|---------|------|------|----|----|----|----|----|----|
| | | | | | 1 | 2 | 3 | 4 | 5 | 6 | 7 |
| 1 | 17 | Robert Auton | 40 | 353 | 1 | 2 | 3 | 1 | 9 | 10 | 1 |
| 2 | 20 | Barry Bissell | 0 | 242 | 7 | 3 | 9 | 3 | 3 | 1 | 3 |
| 3 | 23 |  Tom Arthur | 60 | 146 | 4 | 4 | 2 | 6 | 11 | 2 | 5 |
| 4 | 32 |  Graham Parratt | 120 | 333 | 6 | 10 | 4 | 4 | 5 | 5 | 8 |
| 5 | 33 |  Graeme Raxworthy | 60 | 350 | 2 | 8 | 7 | 5 | 4 | 8 | 7 |
| 6 | 37 |  Al Ross | 60 | 282 | 3 | 6 | 8 | 8 | 8 | 4 | 12 |
| 7 | 40 | John Emery | 0 | 89 | 14 | 13 | 1 | 12 | 2 | 6 | 6 |
| 8 | 41 |  David Paterson | 0 | 61 | 11 | 1 | 12 | 14 | 6 | 9 | 2 |
| 9 | 47 |  Allen Anderson | 40 | 219 | 8 | 5 | 11 | 11 | 1 | 11 | 11 |
| 10 | 48 |  Glen Church | 60 | 276 | 5 | 7 | 10 | 10 | 12 | 13 | 4 |
| 11 | 49 |  Cliff Bishop | 60 | 269 | 9 | 11 | 6 | 13 | 7 | 7 | 9 |
| 12 | 52 | Ron Campbell | 0 | 355 | 13 | 14 | 5 | 7 | 14 | 3 | 10 |
| 13 | 64 | Murray Pearce | 0 | 205 | 12 | 12 | 14 | 2 | 10 | 14 | 14 |
| 14 | 66 |  Ralph Biggs | 60 | 303 | 10 | 9 | 13 | 9 | 13 | 12 | 13 |

The above are place based results. Below are unhandicapped results showing times in seconds.

Combined Class Results -->Garrard Pennant 11-12-21



Well done Graham.
Congratulations

Second Tom



Position

Race

| | Total | Skipper | MF-Time | Boat | 1 | 2 | 3 | 4 | 5 | 6 | 7 |
|----|-------|------------------|---------|----------|-----|-----|-----|-----|-----|-----|-----|
| 1 | 3328 | Graham Parratt | 120 | J 333 | 538 | 567 | 602 | 550 | 623 | 532 | 539 |
| 2 | 3561 | Tom Arthur | 60 | J 146 | 584 | 556 | 657 | 637 | 744 | 548 | 579 |
| 3 | 3614 | Robert Auton | 40 | J 353 | 579 | 515 | 680 | 615 | 731 | 659 | 566 |
| 4 | 3657 | Graeme Raxworthy | 60 | J 350 | 566 | 574 | 700 | 620 | 677 | 628 | 592 |
| 5 | 3678 | Peter Crofts | 60 | EC12 150 | 574 | 577 | 634 | 685 | 725 | 576 | 632 |
| 6 | 3742 | Bob Torrie | 60 | EC12 134 | 633 | 570 | 703 | 666 | 739 | 545 | 625 |
| 7 | 3759 | Al Ross | 60 | J 282 | 581 | 565 | 704 | 659 | 709 | 590 | 660 |
| 8 | 3789 | Glen Church | 60 | J 276 | 594 | 567 | 721 | 677 | 762 | 658 | 572 |
| 9 | 3843 | Barry Bissell | 0 | J 242 | 674 | 573 | 771 | 665 | 717 | 584 | 630 |
| 10 | 3871 | Allen Anderson | 40 | J 219 | 664 | 581 | 754 | 704 | 585 | 661 | 676 |
| 11 | 3909 | Cliff Bishop | 60 | J 269 | 665 | 649 | 693 | 689 | 696 | 612 | 601 |
| 12 | 4014 | Ralph Biggs | 60 | J 303 | 670 | 598 | 748 | 668 | 786 | 657 | 673 |
| 13 | 4110 | David Paterson | 0 | J 61 | 738 | 548 | 803 | 755 | 749 | 693 | 627 |
| 14 | 4208 | John Emery | 0 | J 89 | 789 | 808 | 655 | 747 | 713 | 658 | 646 |
| 15 | 4338 | Ron Campbell | 0 | J 355 | 766 | 842 | 741 | 700 | 851 | 619 | 670 |
| 16 | 4408 | Murray Pearce | 0 | J 205 | 756 | 723 | 841 | 659 | 776 | 739 | 755 |

Canterbury J class results



Congratulations Graham

Second Tom



Position

Race

| | Total | Skipper | MF-Time | Boat | 1 | 2 | 3 | 4 | 5 | 6 | 7 |
|----|-------|------------------|---------|------|-----|-----|-----|-----|-----|-----|-----|
| 1 | 3328 | Graham Parratt | 120 | 333 | 538 | 567 | 602 | 550 | 623 | 532 | 539 |
| 2 | 3561 | Tom Arthur | 60 | 146 | 584 | 556 | 657 | 637 | 744 | 548 | 579 |
| 3 | 3614 | Robert Auton | 40 | 353 | 579 | 515 | 680 | 615 | 731 | 659 | 566 |
| 4 | 3657 | Graeme Raxworthy | 60 | 350 | 566 | 574 | 700 | 620 | 677 | 628 | 592 |
| 5 | 3759 | Al Ross | 60 | 282 | 581 | 565 | 704 | 659 | 709 | 590 | 660 |
| 6 | 3789 | Glen Church | 60 | 276 | 594 | 567 | 721 | 677 | 762 | 658 | 572 |
| 7 | 3843 | Barry Bissell | 0 | 242 | 674 | 573 | 771 | 665 | 717 | 584 | 630 |
| 8 | 3871 | Allen Anderson | 40 | 219 | 664 | 581 | 754 | 704 | 585 | 661 | 676 |
| 9 | 3909 | Cliff Bishop | 60 | 269 | 665 | 649 | 693 | 689 | 696 | 612 | 601 |
| 10 | 4014 | Ralph Biggs | 60 | 303 | 670 | 598 | 748 | 668 | 786 | 657 | 673 |
| 11 | 4110 | David Paterson | 0 | 61 | 738 | 548 | 803 | 755 | 749 | 693 | 627 |
| 12 | 4208 | John Emery | 0 | 89 | 789 | 808 | 655 | 747 | 713 | 658 | 646 |
| 13 | 4338 | Ron Campbell | 0 | 355 | 766 | 842 | 741 | 700 | 851 | 619 | 670 |
| 14 | 4408 | Murray Pearce | 0 | 205 | 756 | 723 | 841 | 659 | 776 | 739 | 755 |













Time adjusted handicap results showing times in seconds and %TA rounded.

Combined Class Results -->Garrard Pennant 11-12-21

Well done Robert.
Congratulations

Second Murray



| Position | Total | Skipper | %TA | Boat | Race | | | | | | |
|----------|-------|--|-------|----------|------|-----|-----|-----|-----|-----|-----|
| | | | | | 1 | 2 | 3 | 4 | 5 | 6 | 7 |
| 1 | 3634 | Robert Auton | -0.6 | J 353 | 582 | 518 | 684 | 618 | 735 | 663 | 569 |
| 2 | 3654 | Murray Pearce | 17.1 | J 205 | 627 | 599 | 697 | 546 | 643 | 613 | 626 |
| 3 | 3656 | Barry Bissell | 4.9 | J 242 | 641 | 545 | 733 | 633 | 682 | 556 | 599 |
| 4 | 3719 |  Tom Arthur | -4.5 | J 146 | 610 | 581 | 686 | 665 | 777 | 572 | 605 |
| 5 | 3800 |  Graeme Raxworthy | -3.9 | J 350 | 588 | 596 | 727 | 644 | 704 | 653 | 615 |
| 6 | 3816 |  Bob Torrie | -2.0 | EC12 134 | 646 | 581 | 717 | 679 | 754 | 556 | 637 |
| 7 | 3833 |  Peter Crofts | -4.2 | EC12 150 | 598 | 601 | 661 | 714 | 756 | 600 | 659 |
| 8 | 3878 |  Graham Parratt | -16.5 | J 333 | 627 | 661 | 701 | 641 | 726 | 620 | 628 |
| 9 | 3899 |  Allen Anderson | -0.7 | J 219 | 669 | 585 | 759 | 709 | 589 | 666 | 681 |
| 10 | 3910 |  David Paterson | 4.8 | J 61 | 702 | 521 | 764 | 718 | 713 | 659 | 597 |
| 11 | 3919 |  Al Ross | -4.2 | J 282 | 606 | 589 | 734 | 687 | 739 | 615 | 688 |
| 12 | 3970 |  John Emery | 5.7 | J 89 | 744 | 762 | 618 | 705 | 673 | 621 | 609 |
| 13 | 3999 |  Cliff Bishop | -2.3 | J 269 | 680 | 664 | 709 | 705 | 712 | 626 | 615 |
| 14 | 4068 |  Glen Church | -7.3 | J 276 | 638 | 609 | 774 | 727 | 818 | 706 | 614 |
| 15 | 4086 |  Ralph Biggs | -1.8 | J 303 | 682 | 609 | 761 | 680 | 800 | 669 | 685 |
| 16 | 4161 | Ron Campbell | 4.1 | J 355 | 735 | 807 | 711 | 671 | 816 | 594 | 643 |











**Canterbury J
class results**



Congratulations Robert

Second Murray



| Position | Total | Skipper | %TA | Boat | Race | | | | | | |
|----------|-------|--|-------|------|------|-----|-----|-----|-----|-----|-----|
| | | | | | 1 | 2 | 3 | 4 | 5 | 6 | 7 |
| 1 | 3634 | Robert Auton | -0.6 | 353 | 582 | 518 | 684 | 618 | 735 | 663 | 569 |
| 2 | 3654 | Murray Pearce | 17.1 | 205 | 627 | 599 | 697 | 546 | 643 | 613 | 626 |
| 3 | 3656 | Barry Bissell | 4.9 | 242 | 641 | 545 | 733 | 633 | 682 | 556 | 599 |
| 4 | 3719 |  Tom Arthur | -4.5 | 146 | 610 | 581 | 686 | 665 | 777 | 572 | 605 |
| 5 | 3800 |  Graeme Raxworthy | -3.9 | 350 | 588 | 596 | 727 | 644 | 704 | 653 | 615 |
| 6 | 3878 |  Graham Parratt | -16.5 | 333 | 627 | 661 | 701 | 641 | 726 | 620 | 628 |
| 7 | 3899 |  Allen Anderson | -0.7 | 219 | 669 | 585 | 759 | 709 | 589 | 666 | 681 |
| 8 | 3910 |  David Paterson | 4.8 | 61 | 702 | 521 | 764 | 718 | 713 | 659 | 597 |
| 9 | 3919 |  Al Ross | -4.2 | 282 | 606 | 589 | 734 | 687 | 739 | 615 | 688 |
| 10 | 3970 |  John Emery | 5.7 | 89 | 744 | 762 | 618 | 705 | 673 | 621 | 609 |
| 11 | 3999 |  Cliff Bishop | -2.3 | 269 | 680 | 664 | 709 | 705 | 712 | 626 | 615 |
| 12 | 4068 |  Glen Church | -7.3 | 276 | 638 | 609 | 774 | 727 | 818 | 706 | 614 |
| 13 | 4086 |  Ralph Biggs | -1.8 | 303 | 682 | 609 | 761 | 680 | 800 | 669 | 685 |
| 14 | 4161 | Ron Campbell | 4.1 | 355 | 735 | 807 | 711 | 671 | 816 | 594 | 643 |

Thankyou race officers Dayele



and Roy



Prepared Saturday, 11 December 2021, 3:21 PM

Copyright P. Knight