










Combined Class Results -->Cyclone Pennant 20-11-21 Mark Foy start

Well done Robert.
Congratulations

Second Roy



Position	Total	Skipper	MF-Time	Boat	Race							
					1	2	3	4	5	6	7	
1	10	Robert Auton	20	J 353	8	1	3	1	1	1	1	3
2	22	Roy Bickerstaffe	40	EC12 131	7	3	4	2	4	2	10	
3	28	 Ron Bedyne	100	J 222	2	7	1	3	11	8	7	
4	33	 Al Ross	60	J 282	1	8	6	11	3	9	6	
5	34	 Graham Parratt	120	J 333	9	4	7	7	5	7	4	
6	35	 Tom Arthur	60	J 146	3	11	2	4	12	4	11	
7	36	 Peter Crofts	80	EC12 150	10	6	5	6	7	10	2	
8	37	 Glen Church	80	J 276	4	5	10	8	10	5	5	
9	39	Nick Richardson	0	J 170	5	2	12	9	9	6	8	
10	40	 Cliff Bishop	40	J 269	12	10	8	DNF	6	3	1	
11	51	 David Paterson	0	J 61	6	12	13	5	2	13	DNF	
12	56	 Ralph Biggs	60	J 303	11	9	9	10	8	11	9	
13	73	Steve Mander	80	J 280	13	13	11	12	13	12	12	








Canterbury J class results



Congratulations Robert

Second Ron



Position	Total	Skipper	MF-Time	Boat	Race							
					1	2	3	4	5	6	7	
1	9	Robert Auton	20	353	7	1	3	1	1	1	2	
2	23	Ron Bedyne	100	222	2	5	1	2	9	7	6	
3	26	 Graham Parratt	120	333	8	3	5	5	4	6	3	
4	27	 Al Ross	60	282	1	6	4	9	3	8	5	
5	29	 Tom Arthur	60	146	3	9	2	3	10	3	9	
6	30	 Glen Church	80	276	4	4	8	6	8	4	4	
7	32	 Cliff Bishop	40	269	10	8	6	DNF	5	2	1	
8	33	Nick Richardson	0	170	5	2	10	7	7	5	7	
9	44	 David Paterson	0	61	6	10	11	4	2	11	DNF	
10	45	 Ralph Biggs	60	303	9	7	7	8	6	9	8	
11	61	Steve Mander	80	280	11	11	9	10	11	10	10	

The above are place based results. Below are unhandicapped results showing times in seconds.

Combined Class Results -->Cyclone Pennant 20-11-21



Well done Ron.
Congratulations

Second Graham



Position

Race

	Total	Skipper	MF-Time	Boat	1	2	3	4	5	6	7
1	3304	Ron Bedyne	100	J 222	557	812	584	534	609	489	531
2	3332	Graham Parratt	120	J 333	622	755	709	534	527	461	479
3	3523	Robert Auton	20	J 353	678	774	701	583	519	481	561
4	3571	Peter Crofts	80	EC12 150	667	826	730	571	576	534	493
5	3583	Roy Bickerstaffe	40	EC12 131	647	796	696	574	582	475	609
6	3596	Tom Arthur	60	J 146	603	945	639	585	665	503	601
7	3602	Glen Church	80	J 276	586	811	865	577	594	490	544
8	3602	Al Ross	60	J 282	559	893	758	628	555	536	566
9	3944	Ralph Biggs	60	J 303	704	911	864	622	603	567	584
10	4031	Nick Richardson	0	J 170	675	821	990	666	664	572	633
11	4192	Steve Mander	80	J 280	809	933	885	612	678	573	635
12	4199	Cliff Bishop	40	J 269	794	953	811	DNF	614	503	524
13	4597	David Paterson	0	J 61	682	1007	991	649	598	670	DNF

Canterbury J class results



Congratulations Ron

Second Graham



Position

Race

	Total	Skipper	MF-Time	Boat	1	2	3	4	5	6	7
1	3304	Ron Bedyne	100	222	557	812	584	534	609	489	531
2	3332	Graham Parratt	120	333	622	755	709	534	527	461	479
3	3523	Robert Auton	20	353	678	774	701	583	519	481	561
4	3596	Tom Arthur	60	146	603	945	639	585	665	503	601
5	3602	Glen Church	80	276	586	811	865	577	594	490	544
6	3602	Al Ross	60	282	559	893	758	628	555	536	566
7	3944	Ralph Biggs	60	303	704	911	864	622	603	567	584
8	4031	Nick Richardson	0	170	675	821	990	666	664	572	633
9	4192	Steve Mander	80	280	809	933	885	612	678	573	635
10	4199	Cliff Bishop	40	269	794	953	811	DNF	614	503	524
11	4597	David Paterson	0	61	682	1007	991	649	598	670	DNF

Time adjusted handicap results showing times in seconds and %TA rounded.

Combined Class Results -->Cyclone Pennant 20-11-21

Well done Robert.
Congratulations

Second Ron



Position

Race

	Total	Skipper	%TA	Boat	1	2	3	4	5	6	7
1	3523	Robert Auton	0.0	J 353	678	774	701	583	519	481	561
2	3636	Ron Bedyne	-10.0	J 222	613	893	643	588	670	538	584
3	3653	Roy Bickerstaffe	-1.9	EC12 131	660	811	710	585	593	484	621
4	3716	Tom Arthur	-3.3	J 146	623	977	660	605	687	520	621
5	3745	Al Ross	-4.0	J 282	581	929	788	653	577	557	589
6	3758	Peter Crofts	-5.3	EC12 150	702	870	768	601	606	562	519
7	3771	Nick Richardson	6.4	J 170	632	768	926	623	621	535	592
8	3866	Glen Church	-7.3	J 276	629	870	928	619	638	526	584
9	3894	Graham Parratt	-16.8	J 333	727	882	828	624	616	539	560
10	3988	Ralph Biggs	-1.1	J 303	712	921	874	629	610	573	590
11	4290	Cliff Bishop	-2.2	J 269	811	974	829	DNF	627	514	535
12	4360	David Paterson	5.2	J 61	647	955	940	616	567	635	DNF
13	5451	Steve Mander	-30.0	J 280	1052	1213	1151	796	881	745	826

**Canterbury J
class results**



Congratulations Robert

Second Ron




Position

Race

	Total	Skipper	%TA	Boat	1	2	3	4	5	6	7
1	3523	Robert Auton	0.0	353	678	774	701	583	519	481	561
2	3636	Ron Bedyne	-10.0	222	613	893	643	588	670	538	584
3	3716	Tom Arthur	-3.3	146	623	977	660	605	687	520	621
4	3745	Al Ross	-4.0	282	581	929	788	653	577	557	589
5	3771	Nick Richardson	6.4	170	632	768	926	623	621	535	592
6	3866	Glen Church	-7.3	276	629	870	928	619	638	526	584
7	3894	Graham Parratt	-16.8	333	727	882	828	624	616	539	560
8	3988	Ralph Biggs	-1.1	303	712	921	874	629	610	573	590
9	4290	Cliff Bishop	-2.2	269	811	974	829	DNF	627	514	535
10	4360	David Paterson	5.2	61	647	955	940	616	567	635	DNF
11	5451	Steve Mander	-30.0	280	1052	1213	1151	796	881	745	826

Thankyou race officers Rodney



and Doug

