

Combined Class Results -->Life Member N Hill 18-9-21 Mark Foy start











Well done Peter.
Congratulations

Second Michael



Position

Race

	Total	Skipper	MF-Time	Boat	1	2	3	4	5	6	7
1	14	Peter Crofts	60	EC12 150	2	1	2	4	7	3	2
2	19	Michael Inns	40	J 310	1	5	3	9	5	4	1
3	24	 Graham Parratt	120	J 333	7	3	4	3	3	6	5
4	26	 Ralph Biggs	40	J 303	8	7	6	7	1	2	3
5	34	Ron Campbell	0	J 355	13	4	1	1	4	12	12
6	34	 Tom Arthur	80	J 150	4	2	5	11	11	5	7
7	36	 Graeme Raxworthy	60	J 350	10	8	7	10	2	1	8
8	47	 Glen Church	80	J 276	5	DNF	11	2	8	11	10
9	48	 Roy Bickerstaffe	40	J 275	6	10	9	5	9	9	DNF
10	49	Barry Bissell	0	J 242	3	9	13	12	6	8	11
11	53	 Chris Stricker	40	J 306	11	11	10	6	10	7	9
12	56	 Cliff Bishop	60	J 269	12	6	12	8	DNF	DNF	4
13	57	Nick Richardson	0	J 170	9	12	8	13	12	10	6

Canterbury J class results










Congratulations Michael

Second Graham



Position

Race

	Total	Skipper	MF-Time	Boat	1	2	3	4	5	6	7
1	16	Michael Inns	40	310	1	4	2	8	5	3	1
2	20	Graham Parratt	120	333	6	2	3	3	3	5	4
3	22	 Ralph Biggs	40	303	7	6	5	6	1	2	2
4	28	 Tom Arthur	80	150	3	1	4	10	10	4	6
5	31	Ron Campbell	0	355	12	3	1	1	4	11	11
6	32	 Graeme Raxworthy	60	350	9	7	6	9	2	1	7
7	42	 Glen Church	80	276	4	DNF	10	2	7	10	9
8	42	 Roy Bickerstaffe	40	275	5	9	8	4	8	8	DNF
9	44	Barry Bissell	0	242	2	8	12	11	6	7	10
10	47	 Chris Stricker	40	306	10	10	9	5	9	6	8
11	50	 Cliff Bishop	60	269	11	5	11	7	DNF	DNF	3
12	51	Nick Richardson	0	170	8	11	7	12	11	9	5

The above are place based results. Below are unhandicapped results showing times in seconds.

Combined Class Results -->Life Member N Hill 18-9-21



Well done Graham.
Congratulations

Second Peter



Position

Race

	Total	Skipper	MF-Time	Boat	1	2	3	4	5	6	7
1	3923	Graham Parratt	120	J 333	647	653	691	672	634	670	647
2	4171	Peter Crofts	60	EC12 150	670	682	731	760	732	715	641
3	4286	Tom Arthur	80	J 150	676	679	737	790	781	706	707
4	4331	Michael Inns	40	J 310	689	751	770	805	725	738	658
5	4347	Glen Church	80	J 276	679	DNF	797	677	716	751	727
6	4347	Graeme Raxworthy	60	J 350	726	756	767	791	682	685	731
7	4370	Ralph Biggs	40	J 303	735	771	784	791	676	728	676
8	4661	Roy Bickerstaffe	40	J 275	722	806	798	781	770	784	DNF
9	4678	Chris Stricker	40	J 306	759	857	824	790	783	769	753
10	4729	Cliff Bishop	60	J 269	756	732	839	773	DNF	DNF	670
11	4772	Ron Campbell	0	J 355	877	782	785	746	757	861	841
12	4888	Barry Bissell	0	J 242	737	834	902	898	777	812	830
13	4999	Nick Richardson	0	J 170	781	913	836	901	868	828	785

Canterbury J class results



Congratulations Graham

Second Tom



Position

Race

	Total	Skipper	MF-Time	Boat	1	2	3	4	5	6	7
1	3923	Graham Parratt	120	333	647	653	691	672	634	670	647
2	4286	Tom Arthur	80	150	676	679	737	790	781	706	707
3	4331	Michael Inns	40	310	689	751	770	805	725	738	658
4	4347	Glen Church	80	276	679	DNF	797	677	716	751	727
5	4347	Graeme Raxworthy	60	350	726	756	767	791	682	685	731
6	4370	Ralph Biggs	40	303	735	771	784	791	676	728	676
7	4661	Roy Bickerstaffe	40	275	722	806	798	781	770	784	DNF
8	4678	Chris Stricker	40	306	759	857	824	790	783	769	753
9	4729	Cliff Bishop	60	269	756	732	839	773	DNF	DNF	670
10	4772	Ron Campbell	0	355	877	782	785	746	757	861	841
11	4888	Barry Bissell	0	242	737	834	902	898	777	812	830
12	4999	Nick Richardson	0	170	781	913	836	901	868	828	785

Time adjusted handicap results showing times in seconds and %TA rounded.

Combined Class Results -->Life Member N Hill 18-9-21



Well done Michael.
Congratulations

Second Peter



Position

Race

	Total	Skipper	%TA	Boat	1	2	3	4	5	6	7
1	4319	Michael Inns	0.3	J 310	687	749	768	803	723	736	656
2	4371	Peter Crofts	-4.8	EC12 150	702	715	766	796	767	749	672
3	4447	Ralph Biggs	-1.7	J 303	748	784	798	805	688	741	688
4	4463	Tom Arthur	-4.1	J 150	704	707	768	823	813	735	736
5	4510	Graeme Raxworthy	-3.7	J 350	753	784	796	821	708	711	758
6	4558	Ron Campbell	4.5	J 355	838	747	750	713	723	822	803
7	4607	Graham Parratt	-17.4	J 333	760	767	811	789	744	787	760
8	4664	Barry Bissell	4.6	J 242	703	796	861	857	741	775	792
9	4704	Glen Church	-8.2	J 276	735	DNF	862	732	775	813	787
10	4756	Nick Richardson	4.9	J 170	743	869	795	857	826	788	747
11	4757	Chris Stricker	-1.7	J 306	772	872	838	803	796	782	766
12	4768	Cliff Bishop	-2.2	J 269	772	748	857	790	DNF	DNF	685
13	4788	Roy Bickerstaffe	-2.7	J 275	742	828	820	802	791	805	DNF

**Canterbury J
class results**



Congratulations Michael

Second Ralph



Position

Race

	Total	Skipper	%TA	Boat	1	2	3	4	5	6	7
1	4319	Michael Inns	0.3	310	687	749	768	803	723	736	656
2	4447	Ralph Biggs	-1.7	303	748	784	798	805	688	741	688
3	4463	Tom Arthur	-4.1	150	704	707	768	823	813	735	736
4	4510	Graeme Raxworthy	-3.7	350	753	784	796	821	708	711	758
5	4558	Ron Campbell	4.5	355	838	747	750	713	723	822	803
6	4607	Graham Parratt	-17.4	333	760	767	811	789	744	787	760
7	4664	Barry Bissell	4.6	242	703	796	861	857	741	775	792
8	4704	Glen Church	-8.2	276	735	DNF	862	732	775	813	787
9	4756	Nick Richardson	4.9	170	743	869	795	857	826	788	747
10	4757	Chris Stricker	-1.7	306	772	872	838	803	796	782	766
11	4768	Cliff Bishop	-2.2	269	772	748	857	790	DNF	DNF	685
12	4788	Roy Bickerstaffe	-2.7	275	742	828	820	802	791	805	DNF

Thankyou race officers Tom



and Mike



