



Combined Class Results -->Club Racing 2-10-21 A,B and C Fleets

















Well done Graham.
Congratulations

Second Ron



Position

Race

	Total	Skipper	Boat	1	2	3	4	5	6	7
1	29	Graham Parratt	J 333	15	1	1	5	12	4	6
2	36	Ron Bdyn	J 222	8	7	6	9	5	16	1
3	42	 Rod Liddy	EC12 146	20	2	DNF	1	9	2	8
4	43	 Jim Paterson	J 354	17	3	5	13	8	5	9
5	47	 Graeme Raxworthy	J 350	11	6	15	10	1	12	7
6	47	 Al Ross	J 282	7	10	9	4	7	10	14
7	50	 Dayele Hobson	J 229	16	4	16	3	13	3	11
8	52	 Roy Bickerstaffe	J 275	1	14	2	16	18	14	5
9	52	 Tom Arthur	J 150	2	12	10	14	14	1	13
10	52	 Cliff Bishop	J 269	3	16	8	8	10	11	12
11	55	 Bob Torrie	EC12 134	6	15	3	20	2	19	10
12	55	 Ralph Biggs	J 303	5	19	7	18	4	18	3
13	57	 Peter Bradley	J 321	9	11	13	11	11	15	2
14	58	Steve Mander	J 280	13	17	4	19	3	17	4
15	61	Robert Auton	J 353	4	13	DNF	7	15	6	16
16	64	 Chris Stricker	J 306	12	5	12	12	16	7	17
17	70	 Peter Crofts	EC12 150	19	8	17	2	19	9	15
18	82	Barry Bissell	J 242	14	20	14	6	20	8	20
19	85	Nick Richardson	J 170	10	18	18	15	6	20	18
20	85	 Michael Inns	J 310	18	9	11	17	17	13	19












Canterbury J class results



Congratulations Graham
Second Ron



Position

Position	Total	Skipper	Boat	Race						
				1	2	3	4	5	6	7
1	24	Graham Parratt	333	14	1	1	3	10	3	6
2	30	Ron Bedyn	222	7	6	5	7	4	14	1
3	36	 Jim Paterson	354	16	2	4	11	7	4	8
4	38	 Al Ross	282	6	8	8	2	6	8	12
5	41	 Dayele Hobson	229	15	3	15	1	11	2	9
6	41	 Graeme Raxworthy	350	10	5	14	8	1	10	7
7	43	 Cliff Bishop	269	3	13	7	6	8	9	10
8	45	 Tom Arthur	150	2	10	9	12	12	1	11
9	46	 Roy Bickerstaffe	275	1	12	2	14	16	12	5
10	49	 Peter Bradley	321	8	9	12	9	9	13	2
11	49	 Ralph Biggs	303	5	16	6	16	3	16	3
12	50	Steve Mander	280	12	14	3	17	2	15	4
13	51	Robert Auton	353	4	11	DNF	5	13	5	13
14	56	 Chris Stricker	306	11	4	11	10	14	6	14
15	71	Barry Bissell	242	13	17	13	4	17	7	17
16	73	Nick Richardson	170	9	15	16	13	5	17	15
17	74	 Michael Inns	310	17	7	10	15	15	11	16


EC12 class results



Congratulations Rod
Second Bob



Position

Position	Total	Skipper	Boat	Race						
				1	2	3	4	5	6	7
1	9	Rod Liddy	146	3	1	DNF	1	2	1	1
2	11	Bob Torrie	134	1	3	1	3	1	3	2
3	13	 Peter Crofts	150	2	2	2	2	3	2	3

The above are place based results. Below are unhandicapped results showing times in seconds.

Combined Class Results -->Club Racing 2-10-21















Well done Graham.
Congratulations

Second Ron



Position

Race

	Total	Skipper	Boat	1	2	3	4	5	6	7
1	3872	Graham Parratt	J 333	533	1144	860	284	784	715	696
2	4096	Ron Bedyne	J 222	478	1191	974	306	815	813	710
3	4133	 Jim Paterson	J 354	539	1213	966	322	827	718	761
4	4237	 Al Ross	J 282	534	1226	1058	334	765	707	839
5	4288	 Graeme Raxworthy	J 350	565	1186	1088	428	676	728	803
6	4294	Steve Mander	J 280	518	1432	1053	346	803	822	752
7	4295	Rod Liddy	EC12 146	548	1145	DNF	378	771	707	746
8	4364	 Tom Arthur	J 150	496	1340	1065	387	917	723	776
9	4370	 Ralph Biggs	J 303	526	1461	1097	338	827	834	748
10	4410	 Dayele Hobson	J 229	535	1218	1245	388	788	711	770
11	4469	 Roy Bickerstaffe	J 275	525	1349	1018	330	945	881	770
12	4473	 Peter Bradley	J 321	608	1296	1099	373	839	824	730
13	4489	 Cliff Bishop	J 269	569	1359	1112	362	834	779	833
14	4497	 Chris Stricker	J 306	630	1178	1032	379	874	790	792
15	4501	Bob Torrie	EC12 134	531	1354	1049	405	791	840	885
16	4678	 Peter Crofts	EC12 150	545	1254	1306	379	857	803	840
17	4726	Robert Auton	J 353	580	1344	DNF	420	806	786	790
18	4813	 Michael Inns	J 310	603	1287	1078	391	940	878	923
19	4852	Barry Bissell	J 242	643	1642	1192	418	859	800	940
20	5203	Nick Richardson	J 170	621	1484	1368	448	880	909	977

Canterbury J class results



Congratulations Graham
Second Ron



Position

Race

	Total	Skipper	Boat	1	2	3	4	5	6	7
1	3872	Graham Parratt	333	533	1144	860	284	784	715	696
2	4096	Ron Bedyn	222	478	1191	974	306	815	813	710
3	4133	Jim Paterson	354	539	1213	966	322	827	718	761
4	4237	Al Ross	282	534	1226	1058	334	765	707	839
5	4288	Graeme Raxworthy	350	565	1186	1088	428	676	728	803
6	4294	Steve Mander	280	518	1432	1053	346	803	822	752
7	4364	Tom Arthur	150	496	1340	1065	387	917	723	776
8	4370	Ralph Biggs	303	526	1461	1097	338	827	834	748
9	4410	Dayele Hobson	229	535	1218	1245	388	788	711	770
10	4469	Roy Bickerstaffe	275	525	1349	1018	330	945	881	770
11	4473	Peter Bradley	321	608	1296	1099	373	839	824	730
12	4489	Cliff Bishop	269	569	1359	1112	362	834	779	833
13	4497	Chris Stricker	306	630	1178	1032	379	874	790	792
14	4726	Robert Auton	353	580	1344	DNF	420	806	786	790
15	4813	Michael Inns	310	603	1287	1078	391	940	878	923
16	4852	Barry Bissell	242	643	1642	1192	418	859	800	940
17	5203	Nick Richardson	170	621	1484	1368	448	880	909	977

EC12 class results



Congratulations Rod
Second Bob



Position

Race

	Total	Skipper	Boat	1	2	3	4	5	6	7
1	4295	Rod Liddy	146	548	1145	DNF	378	771	707	746
2	4501	Bob Torrie	134	531	1354	1049	405	791	840	885
3	4678	Peter Crofts	150	545	1254	1306	379	857	803	840

Time adjusted handicap results showing times in seconds and %TA rounded.

Combined Class Results -->Club Racing 2-10-21



Well done Jim.
Congratulations

Second AI



Position

Race

	Total	Skipper	%TA	Boat	1	2	3	4	5	6	7
1	4350	Jim Paterson	-5.2	J 354	567	1276	1017	339	870	756	801
2	4403	Al Ross	-3.9	J 282	555	1274	1099	347	795	735	872
3	4456	Graeme Raxworthy	-3.9	J 350	587	1232	1131	445	702	757	834
4	4457	Ralph Biggs	-2.0	J 303	536	1490	1119	345	843	851	763
5	4478	Peter Bradley	-0.1	J 321	609	1297	1100	373	840	825	731
6	4507	Ron Bedyn	-10.0	J 222	526	1310	1072	337	897	894	781
7	4539	Graham Parratt	-17.2	J 333	625	1341	1008	333	919	838	816
8	4554	Chris Stricker	-1.2	J 306	638	1192	1045	384	885	800	802
9	4556	Tom Arthur	-4.4	J 150	518	1399	1112	404	957	755	810
10	4572	Roy Bickerstaffe	-2.3	J 275	537	1380	1041	338	967	901	788
11	4584	Cliff Bishop	-2.1	J 269	581	1388	1135	370	852	795	851
12	4612	Bob Torrie	-2.5	EC12 134	544	1387	1075	415	810	861	907
13	4613	Rod Liddy	-7.4	EC12 146	589	1230	DNF	406	828	759	801
14	4617	Barry Bissell	4.8	J 242	612	1563	1134	398	817	761	895
15	4625	Dayele Hobson	-4.9	J 229	561	1277	1306	407	826	746	808
16	4691	Robert Auton	0.7	J 353	576	1334	DNF	417	800	780	784
17	4828	Michael Inns	-0.3	J 310	605	1291	1081	392	943	881	926
18	4917	Nick Richardson	5.5	J 170	587	1402	1293	423	832	859	923
19	4924	Peter Crofts	-5.3	EC12 150	574	1320	1375	399	902	845	884
20	5583	Steve Mander	-30.0	J 280	673	1862	1369	450	1044	1069	978

Canterbury J
class results


















Congratulations Jim
Second AI



Position

Race

	Total	Skipper	%TA	Boat	1	2	3	4	5	6	7
1	4350	Jim Paterson	-5.2	354	567	1276	1017	339	870	756	801
2	4403	Al Ross	-3.9	282	555	1274	1099	347	795	735	872
3	4456	 Graeme Raxworthy	-3.9	350	587	1232	1131	445	702	757	834
4	4457	 Ralph Biggs	-2.0	303	536	1490	1119	345	843	851	763
5	4478	 Peter Bradley	-0.1	321	609	1297	1100	373	840	825	731
6	4507	 Ron Bдын	-10.0	222	526	1310	1072	337	897	894	781
7	4539	 Graham Parratt	-17.2	333	625	1341	1008	333	919	838	816
8	4554	 Chris Stricker	-1.2	306	638	1192	1045	384	885	800	802
9	4556	 Tom Arthur	-4.4	150	518	1399	1112	404	957	755	810
10	4572	 Roy Bickerstaffe	-2.3	275	537	1380	1041	338	967	901	788
11	4584	 Cliff Bishop	-2.1	269	581	1388	1135	370	852	795	851
12	4617	 Barry Bissell	4.8	242	612	1563	1134	398	817	761	895
13	4625	 Dayele Hobson	-4.9	229	561	1277	1306	407	826	746	808
14	4691	 Robert Auton	0.7	353	576	1334	DNF	417	800	780	784
15	4828	 Michael Inns	-0.3	310	605	1291	1081	392	943	881	926
16	4917	 Nick Richardson	5.5	170	587	1402	1293	423	832	859	923
17	5583	 Steve Mander	-30.0	280	673	1862	1369	450	1044	1069	978

EC12
class results




Congratulations Bob
Second Rod



Position

Race

	Total	Skipper	%TA	Boat	1	2	3	4	5	6	7
1	4612	Bob Torrie	-2.5	134	544	1387	1075	415	810	861	907
2	4613	Rod Liddy	-7.4	146	589	1230	DNF	406	828	759	801
3	4924	 Peter Crofts	-5.3	150	574	1320	1375	399	902	845	884

Thankyou race officers Ron and **Peter**

