





















Combined Class Results -->Club Racing 7-8-21 Mass Start 2 Groups

Well done Ron.
Congratulations

Second Rod

| Position | Total | Skipper | Group | Boat | Race | | | | | |
|----------|-------|---|-------|----------|------|----|----|-----|----|----|
| | | | | | 1 | 2 | 3 | 4 | 5 | 6 |
| 1 | 20 | Ron Bedyne | 0 | J 222 | 6 | 6 | 1 | 6 | 15 | 1 |
| 2 | 22 | Rod Liddy | 0 | EC12 146 | 5 | 3 | 5 | 7 | 3 | 6 |
| 3 | 28 |  Tom Arthur | 0 | J 150 | 4 | 10 | 4 | 5 | 18 | 5 |
| 4 | 31 |  Cliff Bishop | 50 | J 269 | 13 | 4 | 8 | 1 | 5 | 17 |
| 5 | 34 |  Dayele Hobson | 0 | J 229 | DNF | 8 | 2 | 8 | 14 | 2 |
| 6 | 34 |  Jim Paterson | 0 | J 354 | 2 | 13 | 3 | 16 | 13 | 3 |
| 7 | 38 |  Allen Anderson | 50 | J 219 | 1 | 14 | 14 | 3 | 9 | 11 |
| 8 | 39 |  Ralph Biggs | 0 | J 303 | 16 | 11 | 6 | 11 | 4 | 7 |
| 9 | 42 |  Al Ross | 0 | J 282 | 7 | 1 | 9 | 17 | 16 | 9 |
| 10 | 45 |  Graeme Raxworthy | 0 | J 350 | 8 | 9 | 15 | 14 | 2 | 12 |
| 11 | 45 |  Robert Auton | 50 | J 353 | 9 | 15 | 10 | DNF | 7 | 4 |
| 12 | 46 |  Michael Inns | 50 | J 310 | 3 | 7 | 12 | 12 | 12 | 14 |
| 13 | 48 |  Chris Stricker | 50 | J 306 | DNF | 5 | 13 | 13 | 1 | 16 |
| 14 | 49 |  Nick Richardson | 50 | J 170 | 12 | 12 | 18 | 2 | 8 | 15 |
| 15 | 51 |  Peter Bradley | 50 | J 321 | 11 | 18 | 7 | 9 | 11 | 13 |
| 16 | 52 |  Paul Campbell | 0 | J 348 | 14 | 2 | 11 | 15 | 17 | 10 |
| 17 | 53 |  Barry Bissell | 50 | J 242 | 10 | 17 | 16 | 4 | 6 | 18 |
| 18 | 59 |  Ron Campbell | 50 | J 355 | 15 | 16 | 17 | 10 | 10 | 8 |

**Canterbury J
class results**













Congratulations Ron

Second Cliff



Position

Race

| | Total | Skipper | Group | Boat | 1 | 2 | 3 | 4 | 5 | 6 |
|-----------|--|-------------------------|--------------|-------------|------------|-----------|-----------|------------|-----------|-----------|
| 1 | 18 | Ron Bedyne | 0 | 222 | 5 | 5 | 1 | 6 | 14 | 1 |
| 2 | 27 | Cliff Bishop | 50 | 269 | 12 | 3 | 7 | 1 | 4 | 16 |
| 3 | 27  | Tom Arthur | 0 | 150 | 4 | 9 | 4 | 5 | 17 | 5 |
| 4 | 31  | Dayele Hobson | 0 | 229 | DNF | 7 | 2 | 7 | 13 | 2 |
| 5 | 32  | Jim Paterson | 0 | 354 | 2 | 12 | 3 | 15 | 12 | 3 |
| 6 | 34  | Ralph Biggs | 0 | 303 | 15 | 10 | 5 | 10 | 3 | 6 |
| 7 | 35  | Allen Anderson | 50 | 219 | 1 | 13 | 13 | 3 | 8 | 10 |
| 8 | 38  | Al Ross | 0 | 282 | 6 | 1 | 8 | 16 | 15 | 8 |
| 9 | 41  | Graeme Raxworthy | 0 | 350 | 7 | 8 | 14 | 13 | 2 | 11 |
| 10 | 41 | Robert Auton | 50 | 353 | 8 | 14 | 9 | DNF | 6 | 4 |
| 11 | 42  | Michael Inns | 50 | 310 | 3 | 6 | 11 | 11 | 11 | 13 |
| 12 | 44  | Chris Stricker | 50 | 306 | DNF | 4 | 12 | 12 | 1 | 15 |
| 13 | 45 | Nick Richardson | 50 | 170 | 11 | 11 | 17 | 2 | 7 | 14 |
| 14 | 46  | Peter Bradley | 50 | 321 | 10 | 17 | 6 | 8 | 10 | 12 |
| 15 | 48 | Paul Campbell | 0 | 348 | 13 | 2 | 10 | 14 | 16 | 9 |
| 16 | 49 | Barry Bissell | 50 | 242 | 9 | 16 | 15 | 4 | 5 | 17 |
| 17 | 54 | Ron Campbell | 50 | 355 | 14 | 15 | 16 | 9 | 9 | 7 |

The above are place based results. Below are unhandicapped results showing times in seconds.

Combined Class Results -->Club Racing 7-8-21



Well done Rod.
Congratulations

Second Ron



| Position | Total | Skipper | Group | Boat | Race | | | | | |
|----------|-------|------------------|-------|----------|------|------|------|------|------|-----|
| | | | | | 1 | 2 | 3 | 4 | 5 | 6 |
| 1 | 4397 | Rod Liddy | 0 | EC12 146 | 937 | 833 | 955 | 1116 | 1079 | 593 |
| 2 | 4427 | Ron Bedyne | 0 | J 222 | 942 | 953 | 893 | 1109 | 1158 | 530 |
| 3 | 4509 | Tom Arthur | 0 | J 150 | 932 | 973 | 916 | 1102 | 1189 | 586 |
| 4 | 4516 | Al Ross | 0 | J 282 | 954 | 809 | 971 | 1191 | 1168 | 614 |
| 5 | 4558 | Jim Paterson | 0 | J 354 | 886 | 1031 | 912 | 1171 | 1153 | 576 |
| 6 | 4578 | Paul Campbell | 0 | J 348 | 1001 | 814 | 978 | 1168 | 1177 | 617 |
| 7 | 4604 | Michael Inns | 50 | J 310 | 898 | 958 | 982 | 1142 | 1153 | 624 |
| 8 | 4633 | Allen Anderson | 50 | J 219 | 878 | 1035 | 1023 | 1079 | 1125 | 618 |
| 9 | 4643 | Graeme Raxworthy | 0 | J 350 | 959 | 967 | 1043 | 1160 | 1054 | 620 |
| 10 | 4680 | Cliff Bishop | 50 | J 269 | 999 | 935 | 969 | 1055 | 1104 | 722 |
| 11 | 4681 | Dayele Hobson | 0 | J 229 | DNF | 961 | 909 | 1119 | 1155 | 537 |
| 12 | 4692 | Robert Auton | 50 | J 353 | 963 | 1052 | 973 | DNF | 1121 | 583 |
| 13 | 4699 | Ralph Biggs | 0 | J 303 | 1053 | 979 | 958 | 1136 | 1097 | 612 |
| 14 | 4828 | Peter Bradley | 50 | J 321 | 986 | 1144 | 964 | 1124 | 1133 | 621 |
| 15 | 4828 | Chris Stricker | 50 | J 306 | DNF | 947 | 986 | 1144 | 1042 | 709 |
| 16 | 4852 | Nick Richardson | 50 | J 170 | 992 | 1005 | 1117 | 1073 | 1123 | 665 |
| 17 | 4893 | Ron Campbell | 50 | J 355 | 1016 | 1074 | 1065 | 1126 | 1129 | 612 |
| 18 | 4946 | Barry Bissell | 50 | J 242 | 975 | 1094 | 1052 | 1088 | 1114 | 737 |

Canterbury J class results












Congratulations Ron

Second Tom



Position

Race

| | Total | Skipper | Group | Boat | 1 | 2 | 3 | 4 | 5 | 6 |
|----|-------|--|-------|------|------|------|------|------|------|-----|
| 1 | 4427 | Ron Bedyne | 0 | 222 | 942 | 953 | 893 | 1109 | 1158 | 530 |
| 2 | 4509 | Tom Arthur | 0 | 150 | 932 | 973 | 916 | 1102 | 1189 | 586 |
| 3 | 4516 |  Al Ross | 0 | 282 | 954 | 809 | 971 | 1191 | 1168 | 614 |
| 4 | 4558 |  Jim Paterson | 0 | 354 | 886 | 1031 | 912 | 1171 | 1153 | 576 |
| 5 | 4578 | Paul Campbell | 0 | 348 | 1001 | 814 | 978 | 1168 | 1177 | 617 |
| 6 | 4604 |  Michael Inns | 50 | 310 | 898 | 958 | 982 | 1142 | 1153 | 624 |
| 7 | 4633 |  Allen Anderson | 50 | 219 | 878 | 1035 | 1023 | 1079 | 1125 | 618 |
| 8 | 4643 |  Graeme Raxworthy | 0 | 350 | 959 | 967 | 1043 | 1160 | 1054 | 620 |
| 9 | 4680 | Cliff Bishop | 50 | 269 | 999 | 935 | 969 | 1055 | 1104 | 722 |
| 10 | 4681 |  Dayele Hobson | 0 | 229 | DNF | 961 | 909 | 1119 | 1155 | 537 |
| 11 | 4692 | Robert Auton | 50 | 353 | 963 | 1052 | 973 | DNF | 1121 | 583 |
| 12 | 4699 |  Ralph Biggs | 0 | 303 | 1053 | 979 | 958 | 1136 | 1097 | 612 |
| 13 | 4828 |  Peter Bradley | 50 | 321 | 986 | 1144 | 964 | 1124 | 1133 | 621 |
| 14 | 4828 |  Chris Stricker | 50 | 306 | DNF | 947 | 986 | 1144 | 1042 | 709 |
| 15 | 4852 | Nick Richardson | 50 | 170 | 992 | 1005 | 1117 | 1073 | 1123 | 665 |
| 16 | 4893 | Ron Campbell | 50 | 355 | 1016 | 1074 | 1065 | 1126 | 1129 | 612 |
| 17 | 4946 | Barry Bissell | 50 | 242 | 975 | 1094 | 1052 | 1088 | 1114 | 737 |











Time adjusted handicap results showing times in seconds and %TA rounded.

Combined Class Results -->Club Racing 7-8-21

Well done Paul.
Congratulations

Second Michael



| Position | Total | Skipper | %TA | Boat | Race | | | | | | |
|----------|-------|--|-------|-------|------|------|------|------|------|------|-----|
| | | | | | 1 | 2 | 3 | 4 | 5 | 6 | |
| 1 | 4518 | Paul Campbell | 1.3 | J 348 | 988 | 803 | 965 | 1153 | 1162 | 609 | |
| 2 | 4577 | Michael Inns | 0.6 | J 310 | 893 | 953 | 976 | 1135 | 1146 | 620 | |
| 3 | 4619 | Ron Campbell | 5.6 | J 355 | 959 | 1014 | 1005 | 1063 | 1066 | 578 | |
| 4 | 4640 | Nick Richardson | 4.4 | J 170 | 949 | 961 | 1068 | 1026 | 1074 | 636 | |
| 5 | 4676 |  Allen Anderson | -0.9 | J 219 | 886 | 1045 | 1032 | 1089 | 1135 | 624 | |
| 6 | 4692 | Robert Auton | -0.0 | J 353 | 963 | 1052 | 973 | DNF | 1121 | 583 | |
| 7 | 4710 |  Tom Arthur | -4.5 | J 150 | 974 | 1016 | 957 | 1151 | 1242 | 612 | |
| 8 | 4717 |  Al Ross | -4.5 | J 282 | 997 | 845 | 1014 | 1244 | 1220 | 641 | |
| 9 | 4722 | Barry Bissell | 4.5 | J 242 | 931 | 1044 | 1004 | 1039 | 1063 | 704 | |
| 10 | 4752 | Rod Liddy | -8.1 | EC12 | 146 | 1013 | 900 | 1032 | 1206 | 1166 | 641 |
| 11 | 4772 |  Cliff Bishop | -2.0 | J 269 | 1019 | 953 | 988 | 1076 | 1126 | 736 | |
| 12 | 4807 |  Ralph Biggs | -2.3 | J 303 | 1077 | 1002 | 980 | 1162 | 1122 | 626 | |
| 13 | 4828 |  Peter Bradley | 0.0 | J 321 | 986 | 1144 | 964 | 1124 | 1133 | 621 | |
| 14 | 4882 |  Ron Bedyne | -10.3 | J 222 | 1039 | 1051 | 985 | 1223 | 1277 | 584 | |
| 15 | 4896 |  Graeme Raxworthy | 5.4 | J 350 | 1011 | 1020 | 1100 | 1223 | 1111 | 654 | |
| 16 | 4901 | Chris Stricker | -1.5 | J 306 | DNF | 961 | 1001 | 1161 | 1058 | 720 | |
| 17 | 4932 |  Dayele Hobson | -5.4 | J 229 | DNF | 1012 | 958 | 1179 | 1217 | 566 | |
| 18 | 5926 |  Jim Paterson | -30.0 | J 354 | 1152 | 1340 | 1186 | 1522 | 1499 | 749 | |

**Canterbury J
class results**














**Congratulations Paul
Second Michael**




Position

Race

| | Total | Skipper | %TA | Boat | 1 | 2 | 3 | 4 | 5 | 6 |
|----|-------|--|-------|------|------|------|------|------|------|-----|
| 1 | 4518 | Paul Campbell | 1.3 | 348 | 988 | 803 | 965 | 1153 | 1162 | 609 |
| 2 | 4577 | Michael Inns | 0.6 | 310 | 893 | 953 | 976 | 1135 | 1146 | 620 |
| 3 | 4619 | Ron Campbell | 5.6 | 355 | 959 | 1014 | 1005 | 1063 | 1066 | 578 |
| 4 | 4640 | Nick Richardson | 4.4 | 170 | 949 | 961 | 1068 | 1026 | 1074 | 636 |
| 5 | 4676 |  Allen Anderson | -0.9 | 219 | 886 | 1045 | 1032 | 1089 | 1135 | 624 |
| 6 | 4692 | Robert Auton | -0.0 | 353 | 963 | 1052 | 973 | DNF | 1121 | 583 |
| 7 | 4710 |  Tom Arthur | -4.5 | 150 | 974 | 1016 | 957 | 1151 | 1242 | 612 |
| 8 | 4717 |  Al Ross | -4.5 | 282 | 997 | 845 | 1014 | 1244 | 1220 | 641 |
| 9 | 4722 | Barry Bissell | 4.5 | 242 | 931 | 1044 | 1004 | 1039 | 1063 | 704 |
| 10 | 4772 |  Cliff Bishop | -2.0 | 269 | 1019 | 953 | 988 | 1076 | 1126 | 736 |
| 11 | 4807 |  Ralph Biggs | -2.3 | 303 | 1077 | 1002 | 980 | 1162 | 1122 | 626 |
| 12 | 4828 |  Peter Bradley | 0.0 | 321 | 986 | 1144 | 964 | 1124 | 1133 | 621 |
| 13 | 4882 |  Ron Bedyne | -10.3 | 222 | 1039 | 1051 | 985 | 1223 | 1277 | 584 |
| 14 | 4896 |  Graeme Raxworthy | 5.4 | 350 | 1011 | 1020 | 1100 | 1223 | 1111 | 654 |
| 15 | 4901 |  Chris Stricker | -1.5 | 306 | DNF | 961 | 1001 | 1161 | 1058 | 720 |
| 16 | 4932 |  Dayele Hobson | -5.4 | 229 | DNF | 1012 | 958 | 1179 | 1217 | 566 |
| 17 | 5926 |  Jim Paterson | -30.0 | 354 | 1152 | 1340 | 1186 | 1522 | 1499 | 749 |

Thankyou race officers Rodney



and Andy

Prepared Saturday, 7 August 2021, 3:54 PM

Copyright P. Knight