



Combined Fleet results -->normhill Mass start

















**Well done Peter.
Congratulations**

Second Graham



Position

Race

	Total	Skipper	Boat	1	2	3	4	5	6	7
1	13	Peter Knight	W 11	4	2	2	1	2	3	3
2	16	Graham Parratt	J 277	6	1	1	5	1	4	4
3	22	 Chris Koskela	J 263	DNF	3	4	2	6	1	6
4	25	 Leon Blewett	J 252	3	4	18	12	3	2	1
5	30	 Rod Liddy	EC12 156	2	5	7	7	8	7	2
6	35	 Jim Paterson	J 205	1	7	5	10	4	14	8
7	39	 Vern Rolton	J 246	5	6	6	3	9	10	13
8	44	 Cliff Bishop	J 269	DNF	12	13	4	5	5	5
9	47	 Ron Bedyne	J 222	8	10	3	13	7	12	7
10	54	 Peter Crofts	J 270	7	9	10	8	12	11	9
11	62	 Bob Torrie	EC12 134	9	16	9	16	11	6	11
12	67	 Tom Arthur	J 146	10	8	15	6	15	13	16
13	71	 Ralph Biggs	J 151	12	11	8	9	17	17	14
14	75	Guy Baker	J 211	11	13	11	11	13	16	DNF
15	77	 Ian Scott	J 193	DNF	DNF	12	14	10	9	12
16	80	Steven Anderson	J 202	14	14	17	15	14	8	15
17	84	 Rodney Ford	J 258	13	15	14	17	18	15	10
18	99	 Doug Abbott	J 256	15	17	16	DNF	16	18	17
19	117	Chris Dimock	EC12 77	DNF	DNF	19	18	DNF	DNF	DNF

J class results



**Congratulations Graham
Second Chris**




Position

Position	Total	Skipper	Boat	1	2	3	4	5	6	7
1	12	Graham Parratt	J 277	4	1	1	4	1	3	2
2	16	Chris Koskela	J 263	DNF	2	3	1	5	1	4
3	20	Leon Blewett	J 252	2	3	15	10	2	2	1
4	27	Jim Paterson	J 205	1	5	4	8	3	11	6
5	28	Vern Rolton	J 246	3	4	5	2	7	7	10
6	34	Cliff Bishop	J 269	DNF	10	10	3	4	4	3
7	36	Ron Bedyne	J 222	6	8	2	11	6	9	5
8	40	Peter Crofts	J 270	5	7	7	6	9	8	7
9	52	Tom Arthur	J 146	7	6	12	5	12	10	13
10	56	Ralph Biggs	J 151	9	9	6	7	14	14	11
11	59	Guy Baker	J 211	8	11	8	9	10	13	DNF
12	60	Ian Scott	J 193	DNF	DNF	9	12	8	6	9
13	64	Steven Anderson	J 202	11	12	14	13	11	5	12
14	68	Rodney Ford	J 258	10	13	11	14	15	12	8
15	81	Doug Abbott	J 256	12	14	13	DNF	13	15	14

EC12 class results



**Congratulations Rod
Second Bob**



Position

Position	Total	Skipper	Boat	1	2	3	4	5	6	7
1	6	Rod Liddy	EC12 156	1	1	1	1	1	2	1
2	11	Bob Torrie	EC12 134	2	2	2	2	2	1	2
3	22	Chris Dimock	EC12 77	DNF	DNF	3	3	DNF	DNF	DNF

Open class results

Position

Position	Total	Skipper	Boat	1	2	3	4	5	6	7
1	6	Peter Knight	W 11	1	1	1	1	1	1	1

Thankyou race officers

Peter



and Vern



Prepared Saturday, 22 April 2017, 5:18 PM by Vern



MF time	Boat	Reliability
0 ₁	J 29	11
0 ₀	J 101	52
0 ₁	J 113	3
0 ₈	J 211	0
0 ₀	J 256	24
0 ₉	J 275	3
20 ₂₀	EC12 115	3
20 ₂₄	IOM 97	10
20 ₂₀	IOM 159	5
20 ₂₀	IOM 197	2
20 ₂₈	J 219	11
20 ₁₉	J 258	11
40 ₄₆	IOM 59	10
40 ₄₆	J 2	20
40 ₃₇	J 33	32
40 ₄₆	J 41	56
40 ₄₇	J 61	24
40 ₃₇	J 106	22
40 ₄₀	J 132	4
40 ₄₇	J 151	56
40 ₃₆	J 201	24
40 ₄₅	J 269	13
60 ₅₆	EC12 13	4
60 ₅₉	EC12 134	37
60 ₆₆	EC12 141	27
60 ₆₂	EC12 150	25
60 ₆₃	IOM 4	11
60 ₅₅	IOM 25	6
60 ₆₁	IOM 48	12
60 ₆₉	IOM 55	13
60 ₇₉	IOM 79	2
60 ₅₃	J 137	0
60 ₆₈	J 146	24
60 ₅₁	J 158	9
60 ₅₅	J 193	21
60 ₆₁	J 246	28
60 ₅₁	J 266	28
60 ₆₆	J 268	12
60 ₅₆	J 270	14
60 ₃₅	J 286	0
80 ₈₄	EC12 131	11
80 ₈₄	EC12 152	7
80 ₈₇	EC12 156	36

MF time	Boat	Reliability
80 ₇₄	IOM 16	11
80 ₇₉	IOM 47	3
80 ₇₄	IOM 65	18
80 ₈₄	IOM 71	19
80 ₇₇	IOM 82	4
80 ₈₅	IOM 129	6
80 ₈₇	IOM 143	4
80 ₈₇	IOM 169	3
80 ₈₉	J 16	8
80 ₈₄	J 75	22
80 ₈₀	J 205	6
80 ₇₇	J 207	12
80 ₈₆	J 222	32
80 ₇₆	J 229	26
80 ₇₂	J 249	12
80 ₈₀	J 263	16
80 ₇₆	J 276	5
80 ₇₀	J 288	0
100 ₉₇	10R 11	46
100 ₉₉	EC12 153	11
100 ₉₆	IOM 2	9
100 ₉₇	IOM 29	8
100 ₉₄	IOM 69	27
100 ₉₇	J 241	33
100 ₁₀₀	J 252	29
100 ₉₇	J 277	15
100 ₁₀₂	W 11	18

The reliability number is the number of race days a boat has sailed in since January 2015

Boats with reliability < 6 can have poor MF times produced

Race master or OOD has to set missing MF times Printed Saturday, 22 April 2017, 5:56 PM