

Combined Class Results -->Club Racing 9-2-19 Mass start



Well done Glen.
Congratulations

Second Daniel



Position

Race

	Total	Skipper	Boat	1	2	3	4	5	6	7
1	16	Glen Church	J 276	1	3	3	1	5	DNF	3
2	18	Daniel Cross	EC12 157	5	1	11	6	4	1	1
3	19	Graham Parratt	J 277	4	5	1	7	1	2	6
4	21	Ralph Biggs	J 303	2	6	2	3	8	3	5
5	34	Peter Crofts	EC12 150	7	4	7	5	13	9	2
6	39	Keith May	J 16	12	11	5	8	6	5	4
7	42	Roy Bickerstaffe	J 275	6	13	6	2	11	8	9
8	45	Dayele Hobson	J 229	3	14	DNF	9	2	7	10
9	49	Bob Torrie	EC12 134	11	2	10	4	3	DNF	DNF
10	58	Shannon Bradfield	EC12 153	8	DNF	DNF	10	7	6	8
11	67	Ian Scott	J 247	9	7	DNF	15	DNF	4	13
12	69	Michael Inns	J 310	17	9	9	16	9	12	14
13	70	Allen Anderson	J 219	16	12	15	11	10	11	11
14	73	Cliff Bishop	J 269	13	8	14	DNF	12	DNF	7
15	73	Hugh Hobden	J 2	10	10	8	12	14	DNF	DNF
16	79	Allan Cook	J 201	15	17	13	13	16	10	12
17	85	Eric Dunn	J 233	18	16	12	14	15	13	15
18	90	David Paterson	J 61	14	15	4	DNF	DNF	DNF	DNF

Canterbury J class results



Congratulations Glen

Second Graham



Position

Race

	Total	Skipper	Boat	1	2	3	4	5	6	7
1	10	Glen Church	276	1	1	3	1	3	DNF	1
2	13	Graham Parratt	277	4	2	1	4	1	1	4
3	15	Ralph Biggs	303	2	3	2	3	5	2	3
4	28	Keith May	16	8	8	5	5	4	4	2
5	33	Roy Bickerstaffe	275	5	10	6	2	8	6	6
6	34	Dayele Hobson	229	3	11	DNF	6	2	5	7
7	49	Ian Scott	247	6	4	DNF	11	DNF	3	10
8	51	Allen Anderson	219	12	9	12	7	7	8	8
9	52	Michael Inns	310	13	6	8	12	6	9	11
10	54	Cliff Bishop	269	9	5	11	DNF	9	DNF	5
11	54	Hugh Hobden	2	7	7	7	8	10	DNF	DNF
12	58	Allan Cook	201	11	14	10	9	12	7	9
13	65	Eric Dunn	233	14	13	9	10	11	10	12
14	71	David Paterson	61	10	12	4	DNF	DNF	DNF	DNF

EC12
class results





Congratulations Daniel

Second Peter



Position

Race

	Total	Skipper	Boat	1	2	3	4	5	6	7
1	9	Daniel Cross	157	1	1	3	3	2	1	1
2	13	Peter Crofts	150	2	3	1	2	4	3	2
3	15	 Bob Torrie	134	4	2	2	1	1	DNF	DNF
4	20	 Shannon Bradfield	153	3	DNF	DNF	4	3	2	3

The above are place based results. Below are unhandicapped results showing times in seconds.

Combined Class Results -->Club Racing 9-2-19



Well done Graham.
Congratulations

Second Daniel



Position	Total	Skipper	Boat	Race						
				1	2	3	4	5	6	7
1	3946	Graham Parratt	J 277	683	637	800	973	553	634	639
2	3977	Daniel Cross	EC12 157	686	575	939	954	609	628	540
3	4076	Ralph Biggs	J 303	669	641	823	924	663	664	616
4	4192	Keith May	J 16	736	685	886	990	620	673	592
5	4208	Peter Crofts	EC12 150	718	617	894	943	687	731	561
6	4244	Glen Church	J 276	660	615	852	916	611	DNF	590
7	4321	Roy Bickerstaffe	J 275	695	702	887	922	678	694	665
8	4328	Dayele Hobson	J 229	680	707	DNF	998	581	690	672
9	4632	Michael Inns	J 310	786	674	913	1104	670	853	736
10	4646	Allen Anderson	J 219	782	688	1001	1010	677	801	697
11	4735	Allan Cook	J 201	767	757	994	1026	720	787	710
12	4861	Eric Dunn	J 233	789	750	978	1057	717	857	770
13	4884	Shannon Bradfield	EC12 153	723	DNF	DNF	1003	659	678	662
14	4909	Cliff Bishop	J 269	746	668	996	DNF	684	DNF	656
15	4952	Bob Torrie	EC12 134	734	610	917	930	602	DNF	DNF
16	5016	Ian Scott	J 247	726	649	DNF	1102	DNF	667	713
17	5191	Hugh Hobden	J 2	732	681	905	1017	697	DNF	DNF
18	5866	David Paterson	J 61	765	743	881	DNF	DNF	DNF	DNF

Canterbury J class results



Congratulations Graham

Second Ralph



Position	Total	Skipper	Boat	Race						
				1	2	3	4	5	6	7
1	3946	Graham Parratt	277	683	637	800	973	553	634	639
2	4076	Ralph Biggs	303	669	641	823	924	663	664	616
3	4192	Keith May	16	736	685	886	990	620	673	592
4	4244	Glen Church	276	660	615	852	916	611	DNF	590
5	4321	Roy Bickerstaffe	275	695	702	887	922	678	694	665
6	4328	Dayele Hobson	229	680	707	DNF	998	581	690	672
7	4632	Michael Inns	310	786	674	913	1104	670	853	736
8	4646	Allen Anderson	219	782	688	1001	1010	677	801	697
9	4735	Allan Cook	201	767	757	994	1026	720	787	710
10	4861	Eric Dunn	233	789	750	978	1057	717	857	770
11	4909	Cliff Bishop	269	746	668	996	DNF	684	DNF	656
12	5016	Ian Scott	247	726	649	DNF	1102	DNF	667	713
13	5191	Hugh Hobden	2	732	681	905	1017	697	DNF	DNF
14	5866	David Paterson	61	765	743	881	DNF	DNF	DNF	DNF

EC12
class results





Congratulations Daniel

Second Peter



Position

Race

	Total	Skipper	Boat	1	2	3	4	5	6	7
1	3977	Daniel Cross	157	686	575	939	954	609	628	540
2	4208	Peter Crofts	150	718	617	894	943	687	731	561
3	4884 	Shannon Bradfield	153	723	DNF	DNF	1003	659	678	662
4	4952 	Bob Torrie	134	734	610	917	930	602	DNF	DNF

Time adjusted handicap results showing times in seconds and %TA rounded.

Combined Class Results -->Club Racing 9-2-19



Well done Ralph.
Congratulations

Second Daniel



Position	Total	Skipper	%TA	Boat	Race						
					1	2	3	4	5	6	7
1	4180	Ralph Biggs	-2.5	J 303	686	657	844	947	680	681	632
2	4315	Daniel Cross	-8.5	EC12 157	744	624	1019	1035	661	681	586
3	4335	Eric Dunn	10.8	J 233	704	669	872	943	639	764	687
4	4376	Graham Parratt	-10.9	J 277	758	706	887	1079	613	703	709
5	4378	Roy Bickerstaffe	-1.3	J 275	704	711	899	934	687	703	674
6	4395	Allan Cook	7.2	J 201	712	703	923	952	668	730	659
7	4468	Allen Anderson	3.8	J 219	752	662	963	971	651	770	670
8	4484	Keith May	-7.0	J 16	787	733	948	1059	663	720	633
9	4498	Michael Inns	2.9	J 310	763	654	887	1072	651	828	715
10	4510	Peter Crofts	-7.2	EC12 150	770	661	958	1011	736	784	601
11	4563	Dayele Hobson	-5.4	J 229	717	745	DNF	1052	613	727	709
12	4579	Glen Church	-7.9	J 276	712	664	919	988	659	DNF	637
13	4818	Shannon Bradfield	1.1	EC12 153	715	DNF	DNF	992	651	670	654
14	4868	Cliff Bishop	0.5	J 269	742	665	991	DNF	681	DNF	653
15	4923	Ian Scott	1.8	J 247	713	637	DNF	1082	DNF	655	700
16	4986	Bob Torrie	-1.5	EC12 134	745	619	931	944	611	DNF	DNF
17	5010	Hugh Hobden	3.9	J 2	703	654	870	977	670	DNF	DNF
18	5781	David Paterson	0.7	J 61	760	738	875	DNF	DNF	DNF	DNF

Canterbury J class results



Congratulations Ralph
Second Eric



Position	Total	Skipper	%TA	Boat	Race						
					1	2	3	4	5	6	7
1	4180	Ralph Biggs	-2.5	303	686	657	844	947	680	681	632
2	4335	Eric Dunn	10.8	233	704	669	872	943	639	764	687
3	4376	Graham Parratt	-10.9	277	758	706	887	1079	613	703	709
4	4378	Roy Bickerstaffe	-1.3	275	704	711	899	934	687	703	674
5	4395	Allan Cook	7.2	201	712	703	923	952	668	730	659
6	4468	Allen Anderson	3.8	219	752	662	963	971	651	770	670
7	4484	Keith May	-7.0	16	787	733	948	1059	663	720	633
8	4498	Michael Inns	2.9	310	763	654	887	1072	651	828	715
9	4563	Dayele Hobson	-5.4	229	717	745	DNF	1052	613	727	709
10	4579	Glen Church	-7.9	276	712	664	919	988	659	DNF	637
11	4868	Cliff Bishop	0.5	269	742	665	991	DNF	681	DNF	653
12	4923	Ian Scott	1.8	247	713	637	DNF	1082	DNF	655	700
13	5010	Hugh Hobden	3.9	2	703	654	870	977	670	DNF	DNF
14	5781	David Paterson	0.7	61	760	738	875	DNF	DNF	DNF	DNF

**EC12
class results**





**Congratulations Daniel
Second Peter**



Position

Race

	Total	Skipper	%TA	Boat	1	2	3	4	5	6	7
1	4315	Daniel Cross	-8.5	157	744	624	1019	1035	661	681	586
2	4510	Peter Crofts	-7.2	150	770	661	958	1011	736	784	601
3	4818	 Shannon Bradfield	1.1	153	715	DNF	DNF	992	651	670	654
4	4986	 Bob Torrie	-1.5	134	745	619	931	944	611	DNF	DNF

These results are usually divided into 3 sections. Section 1 are the official results.

Section 1

with MS 1,2 or 3 groups etc., results are NOT handicapped.

with MF, results are ALWAYS handicapped using a fixed handicap for each race.

with A and B or C fleets, results are ALWAYS handicapped using a variable handicap for each race.

Section 2

results are NEVER handicapped. The times are used to generate %TA values for section 3.

Section 3

ALWAYS shows percentage time adjusted handicapped results.

The mixture of handicapped and UNhandicapped results should keep everyone happy???

Thankyou race officers Rod



and Ron



Prepared Sunday, 10 February 2019, 5:52 PM

Copyright P. Knight