



Combined Class Results -->Club Racing 15-12-18 Mark Foy start



Well done Tom.
Congratulations

Second Ralph



Position

Race

	Total	Skipper	MF-Time	Boat	1	2	3	4	5	6	7
1	19	Tom Arthur	20	J 20	14	2	1	8	1	2	5
2	20	Ralph Biggs	40	J 303	1	4	9	13	2	3	1
3	26	Peter Crofts	80	EC12 150	2	11	4	3	10	5	2
4	46	Graham Parratt	80	J 277	5	8	3	2	15	13	17
5	46	Graeme Raxworthy	60	J 326	9	16	7	7	5	15	3
6	48	Allen Anderson	40	J 219	11	5	17	10	8	6	8
7	49	Tom Wilda	0	J 260	16	19	2	15	9	1	6
8	49	Dayele Hobson	60	J 229	6	15	5	17	4	9	10
9	50	Bruce Edgar	0	EC12 143	10	3	13	5	16	12	7
10	54	Bob Torrie	60	EC12 134	12	9	18	4	14	4	11
11	60	Peter Knight	100	10R 11	3	10	19	1	12	18	16
12	62	Eric Dunn	20	J 233	DNF	17	14	12	7	8	4
13	62	Lloyd Harman	80	J 241	8	7	6	16	17	16	9
14	62	Roy Bickerstaffe	60	J 275	7	6	8	18	DNF	11	12
15	63	Keith May	80	J 16	4	13	10	11	11	17	14
16	69	Hugh Hobden	40	J 2	15	1	11	DNF	DNF	7	15
17	71	Jeremy Marris	80	EC12 152	DNF	18	16	6	3	10	18
18	74	Cliff Bishop	60	J 269	13	14	12	9	13	14	13
19	84	David Paterson	40	J 61	17	12	15	14	6	DNF	DNF

Canterbury J class results



Congratulations Tom

Second Ralph



Position

Race

	Total	Skipper	MF-Time	Boat	1	2	3	4	5	6	7
1	13	Tom Arthur	20	20	10	2	1	3	1	2	4
2	18	Ralph Biggs	40	303	1	3	8	8	2	3	1
3	32	Graeme Raxworthy	60	326	7	12	6	2	4	11	2
4	34	Graham Parratt	80	277	3	7	3	1	11	9	13
5	34	Allen Anderson	40	219	8	4	14	5	7	4	6
6	37	Dayele Hobson	60	229	4	11	4	12	3	7	8
7	38	Tom Wilda	0	260	12	14	2	10	8	1	5
8	46	Keith May	80	16	2	9	9	6	9	13	11
9	47	Eric Dunn	20	233	DNF	13	12	7	6	6	3
10	47	Roy Bickerstaffe	60	275	5	5	7	13	DNF	8	9
11	47	Lloyd Harman	80	241	6	6	5	11	12	12	7
12	53	Cliff Bishop	60	269	9	10	11	4	10	10	10
13	54	Hugh Hobden	40	2	11	1	10	DNF	DNF	5	12
14	63	David Paterson	40	61	13	8	13	9	5	DNF	DNF

EC12
class results



Congratulations Peter

Second Bruce



Position

Race

	Total	Skipper	MF-Time	Boat	1	2	3	4	5	6	7
1	8	Peter Crofts	80	150	1	3	1	1	2	2	1
2	14	Bruce Edgar	0	143	2	1	2	3	4	4	2
3	14	Bob Torrie	60	134	3	2	4	2	3	1	3
4	19	Jeremy Marris	80	152	DNF	4	3	4	1	3	4

The above are place based results. Below are unhandicapped results showing times in seconds.

Combined Class Results -->Club Racing 15-12-18



Well done Peter.
Congratulations

Second Tom



Position

Race

	Total	Skipper	MF-Time	Boat	1	2	3	4	5	6	7
1	2352	Peter Crofts	80	EC12 150	833	534	420	320	391	333	354
2	2446	Tom Arthur	20	J 20	1172	499	429	406	314	372	426
3	2468	Ralph Biggs	40	J 303	860	497	478	423	318	359	393
4	2602	Graham Parratt	80	J 277	902	479	411	317	459	446	490
5	2633	Peter Knight	100	10R 11	824	485	491	280	424	486	467
6	2661	Bob Torrie	60	EC12 134	1021	516	527	342	477	342	457
7	2672	Lloyd Harman	80	J 241	940	474	427	418	474	458	421
8	2678	Jeremy Marris	80	EC12 152	DNF	640	478	335	368	364	493
9	2704	Graeme Raxworthy	60	J 326	974	646	450	365	393	475	375
10	2708	Allen Anderson	40	J 219	1008	499	544	407	424	380	454
11	2738	Keith May	80	J 16	881	561	440	370	413	505	449
12	2753	Dayele Hobson	60	J 229	932	630	442	471	389	370	451
13	2893	Cliff Bishop	60	J 269	1071	622	480	384	472	472	463
14	2926	Eric Dunn	20	J 233	DNF	691	529	439	439	407	421
15	2965	Tom Wilda	0	J 260	1201	729	462	478	467	380	449
16	3036	Bruce Edgar	0	EC12 143	1036	532	546	405	545	523	485
17	3324	Roy Bickerstaffe	60	J 275	942	487	457	518	DNF	459	461
18	4266	Hugh Hobden	40	J 2	1158	478	496	DNF	DNF	383	490
19	4369	David Paterson	40	J 61	1175	579	511	426	417	DNF	DNF

Canterbury J class results



Congratulations Tom

Second Ralph



Position

Race

	Total	Skipper	MF-Time	Boat	1	2	3	4	5	6	7
1	2446	Tom Arthur	20	20	1172	499	429	406	314	372	426
2	2468	Ralph Biggs	40	303	860	497	478	423	318	359	393
3	2602	Graham Parratt	80	277	902	479	411	317	459	446	490
4	2672	Lloyd Harman	80	241	940	474	427	418	474	458	421
5	2704	Graeme Raxworthy	60	326	974	646	450	365	393	475	375
6	2708	Allen Anderson	40	219	1008	499	544	407	424	380	454
7	2738	Keith May	80	16	881	561	440	370	413	505	449
8	2753	Dayele Hobson	60	229	932	630	442	471	389	370	451
9	2893	Cliff Bishop	60	269	1071	622	480	384	472	472	463
10	2926	Eric Dunn	20	233	DNF	691	529	439	439	407	421
11	2965	Tom Wilda	0	260	1201	729	462	478	467	380	449
12	3324	Roy Bickerstaffe	60	275	942	487	457	518	DNF	459	461
13	4266	Hugh Hobden	40	2	1158	478	496	DNF	DNF	383	490
14	4369	David Paterson	40	61	1175	579	511	426	417	DNF	DNF

EC12
class results





Congratulations Peter
Second Bob



Position

Race

	Total	Skipper	MF-Time	Boat	1	2	3	4	5	6	7
1	2352	Peter Crofts	80	150	833	534	420	320	391	333	354
2	2661	Bob Torrie	60	134	1021	516	527	342	477	342	457
3	2678	 Jeremy Marris	80	152	DNF	640	478	335	368	364	493
4	3036	 Bruce Edgar	0	143	1036	532	546	405	545	523	485

Time adjusted handicap results showing times in seconds and %TA rounded.

Combined Class Results -->Club Racing 15-12-18



Well done Tom.
Congratulations

Second Ralph



Position

Race

	Total	Skipper	%TA	Boat	1	2	3	4	5	6	7
1	2343	Tom Arthur	4.2	J 20	1122	478	411	389	301	356	408
2	2504	Ralph Biggs	-1.4	J 303	872	504	485	429	323	364	399
3	2509	Peter Crofts	-6.7	EC12 150	889	570	448	341	417	355	378
4	2585	Allen Anderson	4.5	J 219	962	476	519	389	405	363	433
5	2592	Eric Dunn	11.4	J 233	DNF	612	469	389	389	360	373
6	2681	Tom Wilda	9.5	J 260	1086	659	418	432	422	344	406
7	2695	Bob Torrie	-1.3	EC12 134	1034	523	534	346	483	346	463
8	2882	Lloyd Harman	-7.9	J 241	1014	511	461	451	511	494	454
9	2893	Cliff Bishop	-0.0	J 269	1071	622	480	384	472	472	463
10	2904	Graham Parratt	-11.6	J 277	1006	534	459	354	512	498	547
11	2915	Dayele Hobson	-5.9	J 229	987	667	468	499	412	392	477
12	2953	Jeremy Marris	-10.3	EC12 152	DNF	706	527	369	406	401	544
13	2962	Keith May	-8.2	J 16	953	607	476	400	447	546	486
14	3398	Roy Bickerstaffe	-2.2	J 275	963	498	467	530	DNF	469	471
15	3485	Peter Knight	-32.3	10R 11	1090	642	650	371	561	643	618
16	3517	Graeme Raxworthy	30.0	J 326	1266	840	585	475	511	618	488
17	3949	Bruce Edgar	-30.0	EC12 143	1347	692	710	527	709	680	631
18	4302	Hugh Hobden	3.9	J 2	1113	459	477	DNF	DNF	368	471
19	4531	David Paterson	-0.3	J 61	1178	581	513	427	418	DNF	DNF

Canterbury J class results



Congratulations Tom

Second Ralph



Position

Race

	Total	Skipper	%TA	Boat	1	2	3	4	5	6	7
1	2343	Tom Arthur	4.2	20	1122	478	411	389	301	356	408
2	2504	Ralph Biggs	-1.4	303	872	504	485	429	323	364	399
3	2585	Allen Anderson	4.5	219	962	476	519	389	405	363	433
4	2592	Eric Dunn	11.4	233	DNF	612	469	389	389	360	373
5	2681	Tom Wilda	9.5	260	1086	659	418	432	422	344	406
6	2882	Lloyd Harman	-7.9	241	1014	511	461	451	511	494	454
7	2893	Cliff Bishop	-0.0	269	1071	622	480	384	472	472	463
8	2904	Graham Parratt	-11.6	277	1006	534	459	354	512	498	547
9	2915	Dayele Hobson	-5.9	229	987	667	468	499	412	392	477
10	2962	Keith May	-8.2	16	953	607	476	400	447	546	486
11	3398	Roy Bickerstaffe	-2.2	275	963	498	467	530	DNF	469	471
12	3517	Graeme Raxworthy	30.0	326	1266	840	585	475	511	618	488
13	4302	Hugh Hobden	3.9	2	1113	459	477	DNF	DNF	368	471
14	4531	David Paterson	-0.3	61	1178	581	513	427	418	DNF	DNF

EC12 class results





Congratulations Peter
Second Bob



Position

Race

	Total	Skipper	%TA	Boat	1	2	3	4	5	6	7
1	2509	Peter Crofts	-6.7	150	889	570	448	341	417	355	378
2	2695	Bob Torrie	-1.3	134	1034	523	534	346	483	346	463
3	2953	 Jeremy Marris	-10.3	152	DNF	706	527	369	406	401	544
4	3949	 Bruce Edgar	-30.0	143	1347	692	710	527	709	680	631

These results are usually divided into 3 sections. Section 1 are the official results.

Section 1

with MS 1,2 or 3 groups etc., results are NOT handicapped.

with MF, results are ALWAYS handicapped using a fixed handicap for each race.

with A and B or C fleets, results are ALWAYS handicapped using a variable handicap for each race.

Section 2

results are NEVER handicapped. The times are used to generate %TA values for section 3.

Section 3

ALWAYS shows percentage time adjusted handicapped results.

The mixture of handicapped and UNhandicapped results should keep everyone happy???

Thankyou race officers Allan



and Keith



Prepared Saturday, 15 December 2018, 3:28 PM

Copyright P. Knight