



**Combined Class Results -->Club Racing 27-10-18 Mass Start 3 Groups**



**Well done Peter.  
Congratulations**

**Second Ron**



**Position**

**Race**

	Total	Skipper	Group	Boat	1	2	3	4	5	6	7	8
1	17	Peter Crofts	0	IOM 66	2	10	3	1	1	8	1	1
2	17	Ron Bedyne	0	IOM 147	1	2	17	3	3	1	2	5
3	30	Leon Blewett	0	J 252	5	6	1	15	6	2	3	7
4	36	Hugh Hobden	50	IOM 25	20	1	8	6	7	6	6	2
5	41	Graham Parratt	0	J 277	3	5	16	2	4	10	4	13
6	46	Roy Bickerstaffe	50	J 275	8	3	9	17	8	4	8	6
7	54	Lloyd Harman	0	J 241	4	8	14	12	9	5	5	11
8	55	Glen Church	0	J 276	6	4	6	9	DNF	11	7	12
9	56	Jim Paterson	0	J 205	7	7	10	5	10	7	10	15
10	58	Graeme Raxworthy	100	J 321	13	11	2	4	11	9	11	10
11	65	Ian Scott	100	J 247	17	13	4	10	5	12	17	4
12	74	Wes Purves	100	J 158	9	12	5	7	14	16	13	14
13	81	Vern Rolton	50	J 246	19	14	15	13	2	3	18	16
14	83	Shannon Bradfield	50	EC12 153	12	19	12	8	18	18	12	3
15	83	Tom Arthur	100	J 20	10	16	7	14	17	14	14	8
16	84	Bob Torrie	50	EC12 134	15	17	11	11	16	13	9	9
17	94	Cliff Bishop	50	J 269	11	9	13	16	15	15	15	17
18	113	Eric Dunn	100	J 233	14	15	19	19	12	19	16	18
19	126	Tom Wilda	100	J 260	18	18	DNF	DNF	13	17	19	19
20	135	Doug Abbott	100	J 256	21	20	18	18	19	20	20	20
21	147	Ralph Biggs	50	J 303	16	21	DNF	DNF	DNF	DNF	DNF	DNF

**Canterbury J class results**



**Congratulations Leon**

**Second Graham**



**Position**

**Race**

	Total	Skipper	Group	Boat	1	2	3	4	5	6	7	8
1	17	Leon Blewett	0	252	3	4	1	10	4	1	1	3
2	24	Graham Parratt	0	277	1	3	12	1	2	7	2	8
3	29	Roy Bickerstaffe	50	275	6	1	7	12	5	3	5	2
4	34	Lloyd Harman	0	241	2	6	10	7	6	4	3	6
5	35	Glen Church	0	276	4	2	5	5	DNF	8	4	7
6	38	Graeme Raxworthy	100	321	10	8	2	2	8	6	7	5
7	39	Jim Paterson	0	205	5	5	8	3	7	5	6	10
8	44	Ian Scott	100	247	13	10	3	6	3	9	12	1
9	52	Wes Purves	100	158	7	9	4	4	11	12	8	9
10	57	Vern Rolton	50	246	15	11	11	8	1	2	13	11
11	59	Tom Arthur	100	20	8	13	6	9	13	10	9	4
12	69	Cliff Bishop	50	269	9	7	9	11	12	11	10	12
13	84	Eric Dunn	100	233	11	12	14	14	9	14	11	13
14	96	Tom Wilda	100	260	14	14	DNF	DNF	10	13	14	14
15	100	Doug Abbott	100	256	16	15	13	13	14	15	15	15
16	113	Ralph Biggs	50	303	12	16	DNF	DNF	DNF	DNF	DNF	DNF

**IOM**  
**class results**




**Congratulations Peter**  
**Second Ron**



**Position**

**Race**

	<b>Total</b>	<b>Skipper</b>	<b>Group</b>	<b>Boat</b>	<b>1</b>	<b>2</b>	<b>3</b>	<b>4</b>	<b>5</b>	<b>6</b>	<b>7</b>	<b>8</b>
<b>1</b>	<b>10</b>	<b>Peter Crofts</b>	<b>0</b>	<b>66</b>	<b>2</b>	<b>3</b>	<b>1</b>	<b>1</b>	<b>1</b>	<b>3</b>	<b>1</b>	<b>1</b>
<b>2</b>	<b>13</b>	<b>Ron Bedyne</b>	<b>0</b>	<b>147</b>	<b>1</b>	<b>2</b>	<b>3</b>	<b>2</b>	<b>2</b>	<b>1</b>	<b>2</b>	<b>3</b>
<b>3</b>	<b>16</b>	 <b>Hugh Hobden</b>	<b>50</b>	<b>25</b>	<b>3</b>	<b>1</b>	<b>2</b>	<b>3</b>	<b>3</b>	<b>2</b>	<b>3</b>	<b>2</b>

The above are place based results. Below are unhandicapped results showing times in seconds.

**Combined Class Results -->Club Racing 27-10-18**



Well done Peter.  
Congratulations

Second Ron



**Position**

**Race**

	Total	Skipper	Group	Boat	1	2	3	4	5	6	7	8
1	2896	Peter Crofts	0	IOM 66	355	465	409	450	419	464	398	401
2	2906	Ron Bedyne	0	IOM 147	345	417	485	463	434	412	398	437
3	2972	Leon Blewett	0	J 252	395	442	396	545	441	421	430	447
4	3085	Graham Parratt	0	J 277	380	431	470	457	438	468	441	480
5	3091	Roy Bickerstaffe	50	J 275	411	422	444	566	453	447	469	445
6	3131	Hugh Hobden	50	IOM 25	607	415	441	493	448	454	465	415
7	3139	Lloyd Harman	0	J 241	388	457	464	519	454	453	454	469
8	3174	Glen Church	0	J 276	399	428	433	505	DNF	471	467	471
9	3186	Jim Paterson	0	J 205	404	451	450	491	461	462	474	484
10	3219	Graeme Raxworthy	100	J 321	480	474	406	489	465	466	474	454
11	3286	Wes Purves	100	J 158	430	483	426	499	479	514	487	482
12	3299	Ian Scott	100	J 247	542	486	422	517	439	474	538	423
13	3374	Bob Torrie	50	EC12 134	498	523	452	519	495	492	470	448
14	3383	Tom Arthur	100	J 20	454	516	438	529	513	508	506	448
15	3386	Shannon Bradfield	50	EC12 153	475	617	453	500	519	532	487	420
16	3387	Cliff Bishop	50	J 269	468	464	459	553	484	510	511	491
17	3396	Vern Rolton	50	J 246	599	504	467	525	433	441	539	487
18	3667	Eric Dunn	100	J 233	492	506	621	595	470	576	519	509
19	4052	Tom Wilda	100	J 260	560	601	DNF	DNF	474	525	610	526
20	4137	Doug Abbott	100	J 256	634	687	526	580	592	609	648	548
21	5010	Ralph Biggs	50	J 303	510	720	DNF	DNF	DNF	DNF	DNF	DNF

**Canterbury J class results**



Congratulations Leon

Second Graham



**Position**

**Race**

	Total	Skipper	Group	Boat	1	2	3	4	5	6	7	8
1	2972	Leon Blewett	0	252	395	442	396	545	441	421	430	447
2	3085	Graham Parratt	0	277	380	431	470	457	438	468	441	480
3	3091	Roy Bickerstaffe	50	275	411	422	444	566	453	447	469	445
4	3139	Lloyd Harman	0	241	388	457	464	519	454	453	454	469
5	3174	Glen Church	0	276	399	428	433	505	DNF	471	467	471
6	3186	Jim Paterson	0	205	404	451	450	491	461	462	474	484
7	3219	Graeme Raxworthy	100	321	480	474	406	489	465	466	474	454
8	3286	Wes Purves	100	158	430	483	426	499	479	514	487	482
9	3299	Ian Scott	100	247	542	486	422	517	439	474	538	423
10	3383	Tom Arthur	100	20	454	516	438	529	513	508	506	448
11	3387	Cliff Bishop	50	269	468	464	459	553	484	510	511	491
12	3396	Vern Rolton	50	246	599	504	467	525	433	441	539	487
13	3667	Eric Dunn	100	233	492	506	621	595	470	576	519	509
14	4052	Tom Wilda	100	260	560	601	DNF	DNF	474	525	610	526
15	4137	Doug Abbott	100	256	634	687	526	580	592	609	648	548
16	5010	Ralph Biggs	50	303	510	720	DNF	DNF	DNF	DNF	DNF	DNF

**IOM**  
**class results**




**Congratulations Peter**  
**Second Ron**



**Position**

**Race**

	<b>Total</b>	<b>Skipper</b>	<b>Group</b>	<b>Boat</b>	<b>1</b>	<b>2</b>	<b>3</b>	<b>4</b>	<b>5</b>	<b>6</b>	<b>7</b>	<b>8</b>
<b>1</b>	2896	<b>Peter Crofts</b>	<b>0</b>	<b>66</b>	355	<b>465</b>	409	450	419	464	398	401
<b>2</b>	2906	<b>Ron Bedyne</b>	<b>0</b>	<b>147</b>	345	417	<b>485</b>	463	434	412	398	437
<b>3</b>	3131 	<b>Hugh Hobden</b>	<b>50</b>	<b>25</b>	<b>607</b>	415	441	493	448	454	465	415

Below are time adjusted experimental results showing times in seconds.

Purple numbers rounded to 1 decimal place but not rounded in all calculations.

With MF, a long race favours the late starters and a short race favours early starters.

With %TA, the race length makes no difference. If you sail better than usual you will be near the top.

If you sail worse than usual you will be near the bottom. Possibly a fairer system????

### Combined Class Results -->Club Racing 27-10-18



Well done Shannon.  
Congratulations

Second Roy



#### Position

#### Race

	Total	Skipper	%TA	Boat	1	2	3	4	5	6	7	8
1	3110	Shannon Bradfield	8.1	EC12 153	436	567	416	459	477	489	447	386
2	3159	Roy Bickerstaffe	-2.1	J 275	420	431	454	578	463	457	479	455
3	3189	Ian Scott	3.3	J 247	524	470	408	500	424	458	520	409
4	3193	Graeme Raxworth	0.8	J 321	476	470	403	485	461	462	470	451
5	3207	Hugh Hobden	-2.4	IOM 25	622	425	452	505	459	465	476	425
6	3221	Eric Dunn	12.2	J 233	432	444	545	523	413	506	456	447
7	3227	Jim Paterson	-1.3	J 205	409	457	456	497	467	468	480	490
8	3237	Tom Arthur	4.3	J 20	434	494	419	506	491	486	484	429
9	3293	Wes Purves	-0.2	J 158	431	484	427	500	480	515	488	483
10	3317	Leon Blewett	-11.6	J 252	441	493	442	608	492	470	480	499
11	3337	Doug Abbott	19.3	J 256	511	554	424	468	478	491	523	442
12	3380	Cliff Bishop	0.2	J 269	467	463	458	552	483	509	510	490
13	3413	Lloyd Harman	-8.7	J 241	422	497	504	564	494	492	494	510
14	3428	Bob Torrie	-1.6	EC12 134	506	531	459	527	503	500	478	455
15	3438	Glen Church	-8.4	J 276	432	464	469	547	DNF	510	506	510
16	3472	Graham Parratt	-12.6	J 277	428	485	529	514	493	527	496	540
17	3498	Vern Rolton	-3.0	J 246	617	519	481	541	446	454	555	502
18	3745	Tom Wilda	9.6	J 260	506	543	DNF	DNF	428	475	551	475
19	3765	Peter Crofts	-30.0	IOM 66	462	605	532	585	545	603	517	521
20	3806	Ron Bedyne	-31.0	IOM 147	452	546	635	606	569	540	521	572
21	5082	Ralph Biggs	-1.3	J 303	517	730	DNF	DNF	DNF	DNF	DNF	DNF

## Canterbury J class results



Congratulations Roy  
Second Ian



### Position

Position	Total	Skipper	%TA	Boat	Race							
					1	2	3	4	5	6	7	8
1	3159	Roy Bickerstaffe	-2.1	275	420	431	454	578	463	457	479	455
2	3189	Ian Scott	3.3	247	524	470	408	500	424	458	520	409
3	3193	Graeme Raxworth	0.8	321	476	470	403	485	461	462	470	451
4	3221	Eric Dunn	12.2	233	432	444	545	523	413	506	456	447
5	3227	Jim Paterson	-1.3	205	409	457	456	497	467	468	480	490
6	3237	Tom Arthur	4.3	20	434	494	419	506	491	486	484	429
7	3293	Wes Purves	-0.2	158	431	484	427	500	480	515	488	483
8	3317	Leon Blewett	-11.6	252	441	493	442	608	492	470	480	499
9	3337	Doug Abbott	19.3	256	511	554	424	468	478	491	523	442
10	3380	Cliff Bishop	0.2	269	467	463	458	552	483	509	510	490
11	3413	Lloyd Harman	-8.7	241	422	497	504	564	494	492	494	510
12	3438	Glen Church	-8.4	276	432	464	469	547	DNF	510	506	510
13	3472	Graham Parratt	-12.6	277	428	485	529	514	493	527	496	540
14	3498	Vern Rolton	-3.0	246	617	519	481	541	446	454	555	502
15	3745	Tom Wilda	9.6	260	506	543	DNF	DNF	428	475	551	475
16	5082	Ralph Biggs	-1.3	303	517	730	DNF	DNF	DNF	DNF	DNF	DNF

## IOM class results



Congratulations Hugh  
Second Peter



### Position

Position	Total	Skipper	%TA	Boat	Race							
					1	2	3	4	5	6	7	8
1	3207	Hugh Hobden	-2.4	25	622	425	452	505	459	465	476	425
2	3765	Peter Crofts	-30.0	66	462	605	532	585	545	603	517	521
3	3806	Ron Bedyne	-31.0	147	452	546	635	606	569	540	521	572

These results are usually divided into 3 sections. Section 1 are the official results.

### Section 1

with MS 1,2 or 3 groups etc., results are NOT handicapped.

with MF, results are ALWAYS handicapped using a fixed handicap for each race.

with A and B or C fleets, results are ALWAYS handicapped using a variable handicap for each race.

### Section 2


results are NEVER handicapped. The times are used to generate %TA values for section 3.

### Section 3

ALWAYS shows percentage time adjusted handicapped results.

The mixture of handicapped and UNhandicapped results should keep everyone happy???

Thankyou race officers Rodney



and Allen

