

Combined Fleet results -->Lifeboat Pennant 11-8-18 Mark Foy start





















**Well done Bob.
Congratulations**

Second Ron



Position

Race

	Total	Skipper	MF-Time	Boat	1	2	3	4	5	6	7
1	16	Bob Torrie	60	EC12 134	1	4	3	2	7	4	2
2	18	Ron Bedyne	100	IOM 147	10	3	7	5	1	1	1
3	22	 Peter Knight	100	10R 11	2	5	6	10	2	3	4
4	34	 Vern Guy	100	IOM 69	15	7	1	4	9	2	11
5	37	 Keith May	80	Canterbury J 16	7	6	10	6	3	5	12
6	45	 Lloyd Harman	80	Canterbury J 241	11	11	5	8	4	12	6
7	46	 Tom Arthur	60	Canterbury J 146	6	10	11	DNF	6	6	7
8	48	 Wes Purves	20	IOM 97	16	1	2	1	13	16	15
9	50	 Leon Blewett	100	Canterbury J 252	3	DNF	9	13	8	8	9
10	53	 Michael Inns	40	Canterbury J 310	12	8	15	12	5	13	3
11	53	 Hugh Hobden	40	IOM 25	18	9	4	7	12	11	10
12	53	 Keith Drewitt	80	Canterbury J 289	8	13	8	9	10	10	8
13	64	 David Paterson	40	Canterbury J 61	DNF	16	16	3	15	9	5
14	70	 Ralph Biggs	60	Canterbury J 303	4	15	13	11	14	15	13
15	78	 Noel Vincent	40	Canterbury J 33	13	12	14	DNF	11	7	DNF
16	87	 Rod Liddy	80	EC12 146	5	2	17	DNF	DNF	DNF	DNF
17	95	 Ian Kington	0	Canterbury J 55	17	18	18	14	DNF	14	14
18	98	 Roy Bickerstaffe	60	Canterbury J 275	9	14	12	DNF	DNF	DNF	DNF
19	114	 Doug Abbott	0	Canterbury J 256	19	19	19	15	DNF	DNF	DNF
20	115	 Steven Anderson	40	Canterbury J 263	14	17	DNF	DNF	DNF	DNF	DNF

Canterbury J class results














Congratulations Keith

Second Lloyd



Position

Race

	Total	Skipper	MF-Time	Boat	1	2	3	4	5	6	7
1	13	Keith May	80	16	4	1	4	2	1	1	7
2	20	Lloyd Harman	80	241	7	4	1	3	2	7	3
3	21	 Tom Arthur	60	146	3	3	5	DNF	4	2	4
4	26	 Leon Blewett	100	252	1	DNF	3	7	5	4	6
5	28	 Michael Inns	40	310	8	2	9	6	3	8	1
6	28	 Keith Drewitt	80	289	5	6	2	4	6	6	5
7	36	 David Paterson	40	61	DNF	9	10	1	9	5	2
8	38	 Ralph Biggs	60	303	2	8	7	5	8	10	8
9	46	 Noel Vincent	40	33	9	5	8	DNF	7	3	DNF
10	59	 Ian Kington	0	55	11	11	11	8	DNF	9	9
11	61	 Roy Bickerstaffe	60	275	6	7	6	DNF	DNF	DNF	DNF
12	73	 Doug Abbott	0	256	12	12	12	9	DNF	DNF	DNF
13	76	 Steven Anderson	40	263	10	10	DNF	DNF	DNF	DNF	DNF

IOM
class results





Congratulations Ron
Second Vern



Position

Race

	Total	Skipper	MF-Time	Boat	1	2	3	4	5	6	7
1	9	Ron Bedyn	100	147	1	2	4	3	1	1	1
2	12	Vern Guy	100	69	2	3	1	2	2	2	3
3	15	 Wes Purves	20	97	3	1	2	1	4	4	4
4	19	 Hugh Hobden	40	25	4	4	3	4	3	3	2

Open
class results




Congratulations Bob
Second Peter



Position

Race

	Total	Skipper	MF-Time	Boat	1	2	3	4	5	6	7
1	8	Bob Torrie	60	EC12 134	1	2	1	1	2	2	1
2	10	Peter Knight	100	10R 11	2	3	2	2	1	1	2
3	19	 Rod Liddy	80	EC12 146	3	1	3	DNF	DNF	DNF	DNF

The above are place based results. Below are time based results showing times in seconds.

Combined Fleet results -->Lifeboat Pennant 11-8-18



**Well done Ron.
Congratulations**

Second Peter



Position

Race

	Total	Skipper	MF-Time	Boat	1	2	3	4	5	6	7
1	3748	Ron Bedyn	100	IOM 147	712	619	659	692	648	558	572
2	3822	Peter Knight	100	10R 11	646	628	652	712	661	641	594
3	3920	Tom Arthur	60	Canterbury J 146	665	635	674	DNF	664	674	608
4	4047	Bob Torrie	60	EC12 134	643	684	656	709	758	714	641
5	4080	Vern Guy	100	IOM 69	769	663	596	697	748	657	719
6	4164	Keith May	80	Canterbury J 16	711	658	688	715	687	705	771
7	4262	Leon Blewett	100	Canterbury J 252	680	DNF	686	755	722	724	695
8	4263	Lloyd Harman	80	Canterbury J 241	758	698	689	744	711	792	663
9	4263	Keith Drewitt	80	Canterbury J 289	713	698	681	729	764	750	692
10	4454	Michael Inns	40	Canterbury J 310	781	709	795	785	734	831	650
11	4511	Hugh Hobden	40	IOM 25	835	712	663	760	821	804	751
12	4591	Wes Purves	20	IOM 97	835	639	671	696	859	891	972
13	4612	David Paterson	40	Canterbury J 61	DNF	785	798	730	863	769	667
14	4653	Ralph Biggs	60	Canterbury J 303	713	758	768	757	824	833	849
15	4933	Ian Kington	0	Canterbury J 55	809	828	798	800	DNF	829	869
16	5091	Noel Vincent	40	Canterbury J 33	793	720	794	DNF	813	758	DNF
17	5582	Rod Liddy	80	EC12 146	661	562	720	DNF	DNF	DNF	DNF
18	5864	Roy Bickerstaffe	60	Canterbury J 275	738	738	749	DNF	DNF	DNF	DNF
19	6284	Doug Abbott	0	Canterbury J 256	902	1155	901	900	DNF	DNF	DNF
20	6473	Steven Anderson	40	Canterbury J 263	806	815	DNF	DNF	DNF	DNF	DNF

Canterbury J class results



Congratulations Tom

Second Keith



Position

Race

	Total	Skipper	MF-Time	Boat	1	2	3	4	5	6	7
1	3920	Tom Arthur	60	146	665	635	674	DNF	664	674	608
2	4164	Keith May	80	16	711	658	688	715	687	705	771
3	4262	Leon Blewett	100	252	680	DNF	686	755	722	724	695
4	4263	Lloyd Harman	80	241	758	698	689	744	711	792	663
5	4263	Keith Drewitt	80	289	713	698	681	729	764	750	692
6	4454	Michael Inns	40	310	781	709	795	785	734	831	650
7	4612	David Paterson	40	61	DNF	785	798	730	863	769	667
8	4653	Ralph Biggs	60	303	713	758	768	757	824	833	849
9	4933	Ian Kington	0	55	809	828	798	800	DNF	829	869
10	5091	Noel Vincent	40	33	793	720	794	DNF	813	758	DNF
11	5864	Roy Bickerstaffe	60	275	738	738	749	DNF	DNF	DNF	DNF
12	6284	Doug Abbott	0	256	902	1155	901	900	DNF	DNF	DNF
13	6473	Steven Anderson	40	263	806	815	DNF	DNF	DNF	DNF	DNF

IOM
class results





Congratulations Ron
Second Vern



Position

Race

	Total	Skipper	MF-Time	Boat	1	2	3	4	5	6	7
1	3748	Ron Bedyne	100	147	712	619	659	692	648	558	572
2	4080	Vern Guy	100	69	769	663	596	697	748	657	719
3	4511	 Hugh Hobden	40	25	835	712	663	760	821	804	751
4	4591	 Wes Purves	20	97	835	639	671	696	859	891	972

Open
class results




Congratulations Peter
Second Bob



Position

Race

	Total	Skipper	MF-Time	Boat	1	2	3	4	5	6	7
1	3822	Peter Knight	100	10R 11	646	628	652	712	661	641	594
2	4047	Bob Torrie	60	EC12 134	643	684	656	709	758	714	641
3	5582	 Rod Liddy	80	EC12 146	661	562	720	DNF	DNF	DNF	DNF

Below are time adjusted experimental results showing times in seconds.

Purple numbers rounded to 1 decimal place but not rounded in all calculations.

With MF, a long race favours the late starters and a short race favours early starters.

With %TA, the race length makes no difference. If you sail better than usual you will be near the top.

If you sail worse than usual you will be near the bottom. Possibly a fairer system????

Combined Fleet results -->Lifeboat Pennant 11-8-18



Well done Tom.
Congratulations

Second Bob



Position

Race

	Total	Skipper	%TA	Boat	1	2	3	4	5	6	7
1	4095	Tom Arthur	-4.5	Canterbury J 146	695	663	704	DNF	694	704	635
2	4097	Bob Torrie	-1.2	EC12 134	651	692	664	718	767	723	649
3	4312	Michael Inns	3.2	Canterbury J 310	756	686	770	760	711	804	629
4	4353	Hugh Hobden	3.5	IOM 25	806	687	640	733	792	776	725
5	4371	Vern Guy	-7.2	IOM 69	824	710	639	747	801	704	770
6	4379	Ron Bedyne	-16.8	IOM 147	832	723	770	809	757	652	668
7	4461	Wes Purves	2.8	IOM 97	811	621	652	676	835	866	944
8	4539	Keith Drewitt	-6.5	Canterbury J 289	759	743	725	776	814	799	737
9	4568	Keith May	-9.7	Canterbury J 16	780	722	755	784	754	773	846
10	4570	David Paterson	0.9	Canterbury J 61	DNF	778	791	723	855	762	661
11	4573	Lloyd Harman	-7.3	Canterbury J 241	813	749	739	798	763	850	711
12	4581	Peter Knight	-19.9	10R 11	774	753	782	854	792	768	712
13	4739	Ralph Biggs	-1.9	Canterbury J 303	726	772	782	771	839	849	865
14	4758	Leon Blewett	-11.7	Canterbury J 252	759	DNF	766	843	806	808	776
15	4944	Noel Vincent	3.1	Canterbury J 33	768	698	769	DNF	788	734	DNF
16	5573	Doug Abbott	17.1	Canterbury J 256	748	958	747	746	DNF	DNF	DNF
17	5722	Rod Liddy	-11.2	EC12 146	735	625	801	DNF	DNF	DNF	DNF
18	5840	Roy Bickerstaffe	-2.4	Canterbury J 275	756	756	767	DNF	DNF	DNF	DNF
19	6343	Steven Anderson	1.6	Canterbury J 263	793	802	DNF	DNF	DNF	DNF	DNF
20	6413	Ian Kington	-30.0	Canterbury J 55	1052	1076	1037	1040	DNF	1078	1130

Canterbury J class results



Congratulations Tom
Second **Michael**

Position

Race

	Total	Skipper	%TA	Boat	1	2	3	4	5	6	7
1	4095	Tom Arthur	-4.5	146	695	663	704	DNF	694	704	635
2	4312	Michael Inns	3.2	310	756	686	770	760	711	804	629
3	4539	Keith Drewitt	-6.5	289	759	743	725	776	814	799	737
4	4568	Keith May	-9.7	16	780	722	755	784	754	773	846
5	4570	David Paterson	0.9	61	DNF	778	791	723	855	762	661
6	4573	Lloyd Harman	-7.3	241	813	749	739	798	763	850	711
7	4739	Ralph Biggs	-1.9	303	726	772	782	771	839	849	865
8	4758	Leon Blewett	-11.7	252	759	DNF	766	843	806	808	776
9	4944	Noel Vincent	3.1	33	768	698	769	DNF	788	734	DNF
10	5573	Doug Abbott	17.1	256	748	958	747	746	DNF	DNF	DNF
11	5840	Roy Bickerstaffe	-2.4	275	756	756	767	DNF	DNF	DNF	DNF
12	6343	Steven Anderson	1.6	263	793	802	DNF	DNF	DNF	DNF	DNF
13	6413	Ian Kington	-30.0	55	1052	1076	1037	1040	DNF	1078	1130

IOM class results



Congratulations Hugh
Second **Vern**

Position

Race

	Total	Skipper	%TA	Boat	1	2	3	4	5	6	7
1	4353	Hugh Hobden	3.5	25	806	687	640	733	792	776	725
2	4371	Vern Guy	-7.2	69	824	710	639	747	801	704	770
3	4379	Ron Bedyne	-16.8	147	832	723	770	809	757	652	668
4	4461	Wes Purves	2.8	97	811	621	652	676	835	866	944

Open class results



Congratulations Bob
Second **Peter**

Position

Race

	Total	Skipper	%TA	Boat	1	2	3	4	5	6	7
1	4097	Bob Torrie	-1.2	EC12 134	651	692	664	718	767	723	649
2	4581	Peter Knight	-19.9	10R 11	774	753	782	854	792	768	712
3	5722	Rod Liddy	-11.2	EC12 146	735	625	801	DNF	DNF	DNF	DNF

Thankyou race officers Graham and Allen



Prepared Saturday, 11 August 2018, 6:06 PM by the lakeside programs