



Combined Fleet results -->Life Member H Hobden Mark Foy start















**Well done Glen.
Congratulations**

Second Peter



Position

Race

	Total	Skipper	MF-Time	Boat	1	2	3	4	5	6	7
1	19	Glen Church	80	J 276	6	1	5	3	3	6	1
2	29	Peter Crofts	60	EC12 150	1	6	8	4	9	2	8
3	31	 Peter Knight	100	W 11	4	2	11	8	5	7	5
4	32	 Cliff Bishop	40	J 269	5	14	1	12	11	1	2
5	36	 Graham Parratt	100	J 277	2	3	9	2	10	15	10
6	38	 Keith May	80	J 16	9	11	2	6	7	3	13
7	42	 Steven Anderson	60	J 263	10	7	12	1	2	10	14
8	43	 Bob Torrie	60	EC12 134	13	5	3	7	14	8	7
9	46	 Ralph Biggs	60	J 303	8	9	10	9	6	5	9
10	48	 Peter Fisher	60	J 266	7	4	15	10	1	11	15
11	50	 Ian Scott	40	J 193	15	15	6	13	4	9	3
12	51	 Chris Koskela	80	J 19	14	13	13	5	12	4	4
13	56	 David Paterson	60	J 61	11	8	4	14	13	14	6
14	59	 Roy Bickerstaffe	80	J 275	12	10	7	11	8	12	11
15	69	Tom Wilda	60	J 260	3	12	14	15	15	13	12

J class results












Congratulations Glen

Second Cliff



Position

Race

	Total	Skipper	MF-Time	Boat	1	2	3	4	5	6	7
1	16	Glen Church	80	J 276	4	1	4	3	3	5	1
2	25	Cliff Bishop	40	J 269	3	11	1	9	9	1	2
3	27	 Graham Parratt	100	J 277	1	2	7	2	8	12	7
4	30	 Keith May	80	J 16	7	8	2	5	6	2	10
5	31	 Steven Anderson	60	J 263	8	4	9	1	2	7	11
6	33	 Ralph Biggs	60	J 303	6	6	8	6	5	4	6
7	36	 Peter Fisher	60	J 266	5	3	12	7	1	8	12
8	40	 Ian Scott	40	J 193	12	12	5	10	4	6	3
9	41	 Chris Koskela	80	J 19	11	10	10	4	10	3	4
10	44	 David Paterson	60	J 61	9	5	3	11	11	11	5
11	45	 Roy Bickerstaffe	80	J 275	10	7	6	8	7	9	8
12	53	Tom Wilda	60	J 260	2	9	11	12	12	10	9

Open class results



**Congratulations Peter
Second Peter**



Position

Race

	Total	Skipper	MF-Time	Boat	1	2	3	4	5	6	7
1	10	Peter Crofts	60	EC12 150	1	3	2	1	2	1	3
2	10	Peter Knight	100	W 11	2	1	3	3	1	2	1
3	13	Bob Torrie	60	EC12 134	3	2	1	2	3	3	2

The above are place based results. Below are time based results showing times in seconds.

Combined Fleet results -->Life Member H Hobden















**Well done Glen.
Congratulations**

Second Peter



Position

Race

	Total	Skipper	MF-Time	Boat	1	2	3	4	5	6	7
1	3524	Glen Church	80	J 276	583	552	540	625	616	876	608
2	3618	Peter Knight	100	W 11	539	550	603	652	622	884	652
3	3632	 Graham Parratt	100	J 277	534	555	564	582	663	969	734
4	3859	 Keith May	80	J 16	596	649	508	659	673	846	774
5	3875	 Peter Crofts	60	EC12 150	538	642	587	651	701	795	756
6	3947	 Roy Bickerstaffe	80	J 275	609	641	562	699	679	944	757
7	3954	 Bob Torrie	60	EC12 134	634	616	544	682	751	930	727
8	3955	 Steven Anderson	60	J 263	621	652	668	615	587	948	812
9	3969	 Chris Koskela	80	J 19	617	703	650	644	696	863	659
10	4030	 Peter Fisher	60	J 266	610	599	710	710	585	949	816
11	4044	 David Paterson	60	J 61	626	656	545	783	722	1007	712
12	4050	 Cliff Bishop	40	J 269	604	750	544	757	733	810	662
13	4059	 Ralph Biggs	60	J 303	613	658	640	694	689	892	765
14	4165	 Ian Scott	40	J 193	668	769	599	790	663	961	676
15	4312	Tom Wilda	60	J 260	576	683	675	823	773	977	782

J class results












Congratulations Glen

Second Graham



Position

Race

	Total	Skipper	MF-Time	Boat	1	2	3	4	5	6	7
1	3524	Glen Church	80	J 276	583	552	540	625	616	876	608
2	3632	Graham Parratt	100	J 277	534	555	564	582	663	969	734
3	3859	 Keith May	80	J 16	596	649	508	659	673	846	774
4	3947	 Roy Bickerstaffe	80	J 275	609	641	562	699	679	944	757
5	3955	 Steven Anderson	60	J 263	621	652	668	615	587	948	812
6	3969	 Chris Koskela	80	J 19	617	703	650	644	696	863	659
7	4030	 Peter Fisher	60	J 266	610	599	710	710	585	949	816
8	4044	 David Paterson	60	J 61	626	656	545	783	722	1007	712
9	4050	 Cliff Bishop	40	J 269	604	750	544	757	733	810	662
10	4059	 Ralph Biggs	60	J 303	613	658	640	694	689	892	765
11	4165	 Ian Scott	40	J 193	668	769	599	790	663	961	676
12	4312	Tom Wilda	60	J 260	576	683	675	823	773	977	782

Open class results



**Congratulations Peter
Second Peter**



Position

Race

	Total	Skipper	MF-Time	Boat	1	2	3	4	5	6	7
1	3618	Peter Knight	100	W 11	539	550	603	652	622	884	652
2	3875	Peter Crofts	60	EC12 150	538	642	587	651	701	795	756
3	3954	Bob Torrie	60	EC12 134	634	616	544	682	751	930	727

Below are time adjusted experimental results showing times in seconds.

Purple numbers rounded to 1 decimal place but not rounded in all calculations.

With MF, a long race favours the late starters and a short race favours early starters.

With %TA, the race length makes no difference. If you sail better than usual you will be near the top.

If you sail worse than usual you will be near the bottom. Possibly a fairer system????

Combined Fleet results -->Life Member H Hobden



Well done Glen.
Congratulations

Second Tom

Position	Total	Skipper	%TA	Boat	Race						
					1	2	3	4	5	6	7
1	3767	Glen Church	-6.9	J 276	623	590	577	668	659	937	650
2	3847	Tom Wilda	10.8	J 260	514	609	602	734	690	872	698
3	3908	Steven Anderson	1.2	J 263	614	644	660	608	580	937	802
4	3942	Bob Torrie	0.3	EC12 134	632	614	542	680	749	927	725
5	3956	Peter Fisher	1.8	J 266	599	588	697	697	574	932	801
6	3994	Cliff Bishop	1.4	J 269	596	740	536	746	723	799	653
7	4018	Graham Parratt	-10.6	J 277	591	614	624	644	733	1072	812
8	4019	Peter Crofts	-3.7	EC12 150	558	666	609	675	727	824	784
9	4076	David Paterson	-0.8	J 61	631	661	549	789	728	1015	718
10	4078	Roy Bickerstaffe	-3.3	J 275	629	662	581	722	702	975	782
11	4122	Ian Scott	1.0	J 193	661	761	593	782	656	951	669
12	4135	Peter Knight	-14.3	W 11	616	629	689	745	711	1011	745
13	4152	Keith May	-7.6	J 16	641	698	547	709	724	910	833
14	4162	Ralph Biggs	-2.5	J 303	629	675	656	712	706	915	784
15	4260	Chris Koskela	-7.4	J 19	662	755	698	691	747	926	707

J class results



Congratulations Glen

Second Tom

Position	Total	Skipper	%TA	Boat	Race						
					1	2	3	4	5	6	7
1	3767	Glen Church	-6.9	J 276	623	590	577	668	659	937	650
2	3847	Tom Wilda	10.8	J 260	514	609	602	734	690	872	698
3	3908	Steven Anderson	1.2	J 263	614	644	660	608	580	937	802
4	3956	Peter Fisher	1.8	J 266	599	588	697	697	574	932	801
5	3994	Cliff Bishop	1.4	J 269	596	740	536	746	723	799	653
6	4018	Graham Parratt	-10.6	J 277	591	614	624	644	733	1072	812
7	4076	David Paterson	-0.8	J 61	631	661	549	789	728	1015	718
8	4078	Roy Bickerstaffe	-3.3	J 275	629	662	581	722	702	975	782
9	4122	Ian Scott	1.0	J 193	661	761	593	782	656	951	669
10	4152	Keith May	-7.6	J 16	641	698	547	709	724	910	833
11	4162	Ralph Biggs	-2.5	J 303	629	675	656	712	706	915	784
12	4260	Chris Koskela	-7.4	J 19	662	755	698	691	747	926	707

Open class results




**Congratulations Bob
Second Peter**



Position

Race

	Total	Skipper	%TA	Boat	1	2	3	4	5	6	7
1	3942	Bob Torrie	0.3	EC12 134	632	614	542	680	749	927	725
2	4019	Peter Crofts	-3.7	EC12 150	558	666	609	675	727	824	784
3	4135	 Peter Knight	-14.3	W 11	616	629	689	745	711	1011	745

Thankyou race officers

Jeremy



and Keith



Prepared Saturday, 21 April 2018, 3:29 PM by the lakeside programs