

Combined Fleet results -->Dolphin Pennant Mass start



**Well done Peter.
Congratulations**

Second Leon



Position

Race

	Total	Skipper	Boat	1	2	3	4	5	6	7
1	7	Peter Knight	10R 11	3	1	1	1	1	2	1
2	29	Leon Blewett	J 252	17	2	12	3	3	3	6
3	31	Peter Crofts	EC12 150	1	7	2	6	11	6	9
4	33	Keith May	J 16	9	9	4	11	2	7	2
5	33	Graham Parratt	J 277	6	10	6	2	4	5	10
6	34	Jim Paterson	J 205	7	4	10	5	5	11	3
7	41	Lloyd Harman	J 241	2	8	13	7	7	15	4
8	44	Roy Bickerstaffe	J 275	8	6	9	4	8	9	16
9	45	Jeremy Marris	EC12 152	13	12	3	8	15	1	8
10	45	Glen Church	J 276	4	3	16	15	14	4	5
11	48	Robin Brooker	EC12 156	5	5	7	10	9	13	12
12	50	Chris Koskela	J 19	11	17	5	9	10	8	7
13	58	Graeme Raxworthy	J 280	14	11	8	12	6	10	11
14	76	Ralph Biggs	J 303	12	13	11	13	13	14	14
15	94	Wes Purves	J 158	16	14	15	DNF	18	16	15
16	97	Cliff Bishop	J 269	DNF	DNF	DNF	DNF	12	12	13
17	99	Glen Church	EC12 13	10	15	14	DNF	DNF	DNF	DNF
18	100	Tom Wilda	J 260	15	16	17	16	16	DNF	DNF
19	101	Doug Abbott	J 256	18	18	18	14	17	17	17

J class results



**Congratulations Keith
Second Leon**

Second Leon



Position



Race

	Total	Skipper	Boat	1	2	3	4	5	6	7
1	19	Keith May	J 16	6	6	1	7	1	4	1
2	19	Leon Blewett	J 252	12	1	8	2	2	1	5
3	20	Graham Parratt	J 277	3	7	3	1	3	3	7
4	23	Jim Paterson	J 205	4	3	6	4	4	8	2
5	29	Lloyd Harman	J 241	1	5	9	5	6	11	3
6	30	Roy Bickerstaffe	J 275	5	4	5	3	7	6	12
7	32	Glen Church	J 276	2	2	11	11	11	2	4
8	34	Chris Koskela	J 19	7	12	2	6	8	5	6
9	40	Graeme Raxworthy	J 280	9	8	4	8	5	7	8
10	53	Ralph Biggs	J 303	8	9	7	9	10	10	10
11	68	Wes Purves	J 158	11	10	10	DNF	14	12	11
12	72	Cliff Bishop	J 269	DNF	DNF	DNF	DNF	9	9	9
13	72	Tom Wilda	J 260	10	11	12	12	12	DNF	DNF
14	75	Doug Abbott	J 256	13	13	13	10	13	13	13

EC12 class results



Position

Position	Total	Skipper	Boat	Race						
				1	2	3	4	5	6	7
1	9	Peter Crofts	EC12 150	1	2	1	1	2	2	2
2	12	Jeremy Marris	EC12 152	4	3	2	2	3	1	1
3	13	 Robin Brooker	EC12 156	2	1	3	3	1	3	3
4	26	 Glen Church	EC12 13	3	4	4	DNF	DNF	DNF	DNF



Congratulations Peter


Second Jeremy

Race



Open class results

Position

Position	Total	Skipper	Boat	Race						
				1	2	3	4	5	6	7
1	6	 Peter Knight	10R 11	1	1	1	1	1	1	1

The above are place based results. Below are time based results showing times in seconds.

Combined Fleet results -->Dolphin Pennant



Well done Peter.
Congratulations

Second Graham



Position

Race

	Total	Skipper	Boat	1	2	3	4	5	6	7
1	3854	Peter Knight	10R 11	1331	721	354	429	422	1048	880
2	4311	Graham Parratt	J 277	1447	782	519	453	461	1058	1038
3	4313	Keith May	J 16	1465	779	495	619	437	1062	921
4	4380	Peter Crofts	EC12 150	1236	771	433	572	508	1060	1036
5	4406	Leon Blewett	J 252	1813	730	620	532	447	1050	1027
6	4432	Jeremy Marris	EC12 152	1544	802	442	594	540	1019	1035
7	4449	Jim Paterson	J 205	1450	742	581	558	477	1081	1010
8	4501	Robin Brooker	EC12 156	1431	746	529	611	487	1087	1041
9	4532	Roy Bickerstaffe	J 275	1455	761	577	537	484	1069	1104
10	4534	Chris Koskela	J 19	1497	842	501	605	490	1065	1031
11	4551	Graeme Raxworthy	J 280	1776	788	531	633	479	1080	1040
12	4631	Lloyd Harman	J 241	1267	777	629	591	483	1140	1011
13	4697	Glen Church	J 276	1423	733	658	690	537	1056	1023
14	4698	Ralph Biggs	J 303	1509	807	601	642	515	1089	1044
15	5253	Doug Abbott	J 256	1950	936	739	663	559	1244	1112
16	6135	Wes Purves	J 158	1811	815	655	DNF	561	1234	1059
17	6617	Tom Wilda	J 260	1785	836	682	723	543	DNF	DNF
18	8781	Cliff Bishop	J 269	DNF	DNF	DNF	DNF	510	1084	1043
19	9086	Glen Church	EC12 13	1472	818	652	DNF	DNF	DNF	DNF

J class results



Congratulations Graham

Second Keith



Position



Race

	Total	Skipper	Boat	1	2	3	4	5	6	7
1	4311	Graham Parratt	J 277	1447	782	519	453	461	1058	1038
2	4313	Keith May	J 16	1465	779	495	619	437	1062	921
3	4406	Leon Blewett	J 252	1813	730	620	532	447	1050	1027
4	4449	Jim Paterson	J 205	1450	742	581	558	477	1081	1010
5	4532	Roy Bickerstaffe	J 275	1455	761	577	537	484	1069	1104
6	4534	Chris Koskela	J 19	1497	842	501	605	490	1065	1031
7	4551	Graeme Raxworthy	J 280	1776	788	531	633	479	1080	1040
8	4631	Lloyd Harman	J 241	1267	777	629	591	483	1140	1011
9	4697	Glen Church	J 276	1423	733	658	690	537	1056	1023
10	4698	Ralph Biggs	J 303	1509	807	601	642	515	1089	1044
11	5253	Doug Abbott	J 256	1950	936	739	663	559	1244	1112
12	6135	Wes Purves	J 158	1811	815	655	DNF	561	1234	1059
13	6617	Tom Wilda	J 260	1785	836	682	723	543	DNF	DNF
14	8781	Cliff Bishop	J 269	DNF	DNF	DNF	DNF	510	1084	1043

EC12 class results



Position

	Total	Skipper	Boat	1	2	3	4	5	6	7
1	4380	Peter Crofts	EC12 150	1236	771	433	572	508	1060	1036
2	4432	Jeremy Marris	EC12 152	1544	802	442	594	540	1019	1035
3	4501	 Robin Brooker	EC12 156	1431	746	529	611	487	1087	1041
4	9086	 Glen Church	EC12 13	1472	818	652	DNF	DNF	DNF	DNF

Congratulations Peter


Second Jeremy

Race



Open class results

Position

	Total	Skipper	Boat	1	2	3	4	5	6	7
1	3854	 Peter Knight	10R 11	1331	721	354	429	422	1048	880

Below are time adjusted experimental results showing times in seconds.

Purple numbers rounded to 1 decimal place but not rounded in all calculations.

With MF, a long race favours the late starters and a short race favours early starters.

With %TA, the race length makes no difference. If you sail better than usual you will be near the top.

If you sail worse than usual you will be near the bottom. Possibly a fairer system????

Combined Fleet results -->Dolphin Pennant



Well done Peter.
Congratulations

Second Doug



Position	Total	Skipper	%TA	Boat	Race						
					1	2	3	4	5	6	7
1	4420	Peter Knight	-14.7	10R 11	1526	827	406	492	484	1202	1009
2	4433	Doug Abbott	15.6	J 256	1645	790	624	559	472	1050	938
3	4474	Jim Paterson	-0.6	J 205	1458	746	584	561	480	1087	1016
4	4562	Peter Crofts	-4.1	EC12 150	1287	803	451	596	529	1104	1079
5	4584	Robin Brooker	-1.9	EC12 156	1457	760	539	622	496	1107	1060
6	4636	Keith May	-7.5	J 16	1575	837	532	665	470	1142	990
7	4677	Roy Bickerstaffe	-3.2	J 275	1502	785	596	554	500	1103	1139
8	4686	Graeme Raxworthy	-3.0	J 280	1829	811	547	652	493	1112	1071
9	4723	Jeremy Marris	-6.6	EC12 152	1645	855	471	633	575	1086	1103
10	4768	Graham Parratt	-10.6	J 277	1600	865	574	501	510	1170	1148
11	4798	Ralph Biggs	-2.2	J 303	1542	824	614	656	526	1112	1066
12	4848	Chris Koskela	-6.9	J 19	1601	900	536	647	524	1139	1102
13	4939	Lloyd Harman	-6.7	J 241	1352	829	671	630	515	1216	1078
14	4947	Leon Blewett	-12.3	J 252	2035	820	696	597	502	1179	1153
15	5055	Glen Church	-7.6	J 276	1531	789	708	743	578	1136	1101
16	6335	Wes Purves	-3.3	J 158	1870	842	676	DNF	579	1274	1094
17	6351	Tom Wilda	7.8	J 260	1646	771	629	667	501	DNF	DNF
18	9023	Cliff Bishop	1.0	J 269	DNF	DNF	DNF	DNF	505	1074	1033
19	10236	Glen Church	-30.0	EC12 13	1914	1063	848	DNF	DNF	DNF	DNF












J class results



Congratulations Doug
Second Jim



Position

	Total	Skipper	%TA	Boat	1	2	3	4	5	6	7
1	4433	Doug Abbott	15.6	J 256	1645	790	624	559	472	1050	938
2	4474	Jim Paterson	-0.6	J 205	1458	746	584	561	480	1087	1016
3	4636	 Keith May	-7.5	J 16	1575	837	532	665	470	1142	990
4	4677	 Roy Bickerstaffe	-3.2	J 275	1502	785	596	554	500	1103	1139
5	4686	 Graeme Raxworthy	-3.0	J 280	1829	811	547	652	493	1112	1071
6	4768	 Graham Parratt	-10.6	J 277	1600	865	574	501	510	1170	1148
7	4798	 Ralph Biggs	-2.2	J 303	1542	824	614	656	526	1112	1066
8	4848	 Chris Koskela	-6.9	J 19	1601	900	536	647	524	1139	1102
9	4939	 Lloyd Harman	-6.7	J 241	1352	829	671	630	515	1216	1078
10	4947	 Leon Blewett	-12.3	J 252	2035	820	696	597	502	1179	1153
11	5055	 Glen Church	-7.6	J 276	1531	789	708	743	578	1136	1101
12	6335	 Wes Purves	-3.3	J 158	1870	842	676	DNF	579	1274	1094
13	6351	Tom Wilda	7.8	J 260	1646	771	629	667	501	DNF	DNF
14	9023	 Cliff Bishop	1.0	J 269	DNF	DNF	DNF	DNF	505	1074	1033



EC12 class results



Congratulations Peter
Second Robin




Position

	Total	Skipper	%TA	Boat	1	2	3	4	5	6	7
1	4562	Peter Crofts	-4.1	EC12 150	1287	803	451	596	529	1104	1079
2	4584	Robin Brooker	-1.9	EC12 156	1457	760	539	622	496	1107	1060
3	4723	 Jeremy Marris	-6.6	EC12 152	1645	855	471	633	575	1086	1103
4	10236	 Glen Church	-30.0	EC12 13	1914	1063	848	DNF	DNF	DNF	DNF

Open class results

Position

	Total	Skipper	%TA	Boat	1	2	3	4	5	6	7
1	4420	 Peter Knight	-14.7	10R 11	1526	827	406	492	484	1202	1009

Thankyou race officers Bob



and Tom



Prepared Saturday, 12 May 2018, 3:47 PM by the lakeside programs