















J class results



Congratulations Glen Second Dayele Race





Position

	Total	Skipper	Boat	1	2	3	4	5	6	7
1	11	Glen Church	J 276	3	7	1	1	2	3	1
2	19	Dayele Hobson	J 229	2	1	6	7	1	2	7
3	28	 Keith May	J 16	DNF	3	3	5	11	4	2
4	29	 Roy Bickerstaffe	J 275	1	5	4	15	6	5	8
5	29	 Lloyd Harman	J 241	12	8	2	2	7	7	3
6	31	 Ron Bedyne	J 222	7	10	5	9	3	1	6
7	35	 Robin Brooker	J 268	8	11	8	4	5	6	4
8	41	 Vern Rolton	J 246	4	4	7	13	9	12	5
9	46	 Steven Anderson	J 263	5	12	15	8	4	8	9
10	52	 Ralph Biggs	J 303	9	2	11	12	10	10	10
11	55	 Cliff Bishop	J 269	10	13	10	3	8	11	13
12	62	 Hugh Hobden	J 2	13	6	9	10	13	13	11
13	63	 Allen Anderson	J 219	6	15	13	6	12	14	12
14	66	 Allan Cook	J 201	11	9	12	11	14	9	14
15	88	 Tom Wilda	J 260	14	14	14	14	15	DNF	DNF
16	94	 Doug Abbott	J 256	15	16	16	16	16	DNF	15

Open class results

Position

	Total	Skipper	Boat	1	2	3	4	5	6	7
1	6	 Peter Knight	10R 11	1	1	1	1	1	2	1
2	11	 Peter Crofts	EC12 150	2	2	2	2	2	1	2

The above are place based results. Below are time based results showing times in seconds.

Combined Fleet results -->999ppppppppppppppppppppppp;.....



**Well done Peter.
Congratulations**

Second Dayele



Position

Race

	Total	Skipper	Boat	1	2	3	4	5	6	7
1	3812	Peter Knight	10R 11	630	637	751	629	723	645	548
2	4133	Dayele Hobson	J 229	724	672	820	678	787	650	622
3	4212	Glen Church	J 276	771	835	758	640	801	655	587
4	4369	Keith May	J 16	DNF	700	789	670	954	666	590
5	4409	Ron Bedyne	J 222	854	853	813	752	832	545	614
6	4425	Peter Crofts	EC12 150	790	873	810	686	872	591	676
7	4508	Roy Bickerstaffe	J 275	713	756	807	846	878	757	629
8	4527	Lloyd Harman	J 241	980	840	787	642	883	775	600
9	4584	Vern Rolton	J 246	779	712	823	828	917	830	612
10	4616	Robin Brooker	J 268	871	878	830	666	871	774	604
11	4679	Ralph Biggs	J 303	876	695	846	817	942	806	639
12	4703	Steven Anderson	J 263	783	882	886	742	858	800	638
13	4732	Cliff Bishop	J 269	881	886	842	654	890	813	656
14	4830	Allen Anderson	J 219	803	959	864	675	986	881	648
15	4916	Hugh Hobden	J 2	984	832	837	776	991	845	642
16	4921	Allan Cook	J 201	933	847	861	805	995	804	671
17	5635	Doug Abbott	J 256	1006	964	891	985	1044	DNF	745
18	5761	Tom Wilda	J 260	999	956	881	832	997	DNF	DNF

J class results



Congratulations Dayele

Second Glen



Position



Race

	Total	Skipper	Boat	1	2	3	4	5	6	7
1	4133	Dayele Hobson	J 229	724	672	820	678	787	650	622
2	4212	Glen Church	J 276	771	835	758	640	801	655	587
3	4369	Keith May	J 16	DNF	700	789	670	954	666	590
4	4409	Ron Bedyne	J 222	854	853	813	752	832	545	614
5	4508	Roy Bickerstaffe	J 275	713	756	807	846	878	757	629
6	4527	Lloyd Harman	J 241	980	840	787	642	883	775	600
7	4584	Vern Rolton	J 246	779	712	823	828	917	830	612
8	4616	Robin Brooker	J 268	871	878	830	666	871	774	604
9	4679	Ralph Biggs	J 303	876	695	846	817	942	806	639
10	4703	Steven Anderson	J 263	783	882	886	742	858	800	638
11	4732	Cliff Bishop	J 269	881	886	842	654	890	813	656
12	4830	Allen Anderson	J 219	803	959	864	675	986	881	648
13	4916	Hugh Hobden	J 2	984	832	837	776	991	845	642
14	4921	Allan Cook	J 201	933	847	861	805	995	804	671
15	5635	Doug Abbott	J 256	1006	964	891	985	1044	DNF	745
16	5761	Tom Wilda	J 260	999	956	881	832	997	DNF	DNF

Open class results

Position

Race

	Total	Skipper	Boat	1	2	3	4	5	6	7
1	3812	 Peter Knight	10R 11	630	637	751	629	723	645	548
2	4425	 Peter Crofts	EC12 150	790	873	810	686	872	591	676


Below are time adjusted experimental results showing times in seconds.
 Purple numbers rounded to 1 decimal place but not rounded in all calculations.
 With MF, a long race favours the late starters and a short race favours early starters.
 With %TA, the race length makes no difference. If you sail better than usual you will be near the top.
 If you sail worse than usual you will be near the bottom. Possibly a fairer system????

Combined Fleet results -->999ppppppppppppppppppppp:.....



Well done Peter.
 Congratulations

Second Dayele



Position	Total	Skipper	%TA	Boat	Race						
					1	2	3	4	5	6	7
1	4297	Peter Knight	-12.8	10R 11	710	718	847	709	815	727	618
2	4343	Dayele Hobson	-5.1	J 229	761	706	862	712	827	683	654
3	4476	Glen Church	-6.3	J 276	819	887	806	680	851	696	624
4	4513	Allen Anderson	6.5	J 219	750	896	807	631	921	823	606
5	4550	Peter Crofts	-2.8	EC12 150	812	898	833	705	897	608	695
6	4620	Allan Cook	6.1	J 201	876	795	808	756	934	755	630
7	4626	Ron Bedyne	-4.9	J 222	896	895	853	789	873	572	644
8	4628	Vern Rolton	-1.0	J 246	786	719	831	836	926	838	618
9	4636	Steven Anderson	1.4	J 263	772	869	873	731	846	789	629
10	4646	Roy Bickerstaffe	-3.1	J 275	735	779	832	872	905	780	648
11	4658	Cliff Bishop	1.5	J 269	867	872	829	644	876	800	646
12	4695	Keith May	-7.5	J 16	DNF	752	848	720	1025	716	634
13	4750	Doug Abbott	15.7	J 256	848	813	751	830	880	DNF	628
14	4812	Ralph Biggs	-2.9	J 303	901	715	870	840	969	829	657
15	4823	Robin Brooker	-4.5	J 268	910	917	867	696	910	809	631
16	4831	Hugh Hobden	1.7	J 2	967	818	822	763	974	830	631
17	4839	Lloyd Harman	-6.9	J 241	1048	898	841	686	944	829	641
18	7429	Tom Wilda	-30.0	J 260	1299	1243	1145	1082	1296	DNF	DNF

J class results



Congratulations Dayele
Second Glen



Position

Race

	Total	Skipper	%TA	Boat	1	2	3	4	5	6	7
1	4343	Dayele Hobson	-5.1	J 229	761	706	862	712	827	683	654
2	4476	Glen Church	-6.3	J 276	819	887	806	680	851	696	624
3	4513	Allen Anderson	6.5	J 219	750	896	807	631	921	823	606
4	4620	Allan Cook	6.1	J 201	876	795	808	756	934	755	630
5	4626	Ron Bdyn	-4.9	J 222	896	895	853	789	873	572	644
6	4628	Vern Rolton	-1.0	J 246	786	719	831	836	926	838	618
7	4636	Steven Anderson	1.4	J 263	772	869	873	731	846	789	629
8	4646	Roy Bickerstaffe	-3.1	J 275	735	779	832	872	905	780	648
9	4658	Cliff Bishop	1.5	J 269	867	872	829	644	876	800	646
10	4695	Keith May	-7.5	J 16	DNF	752	848	720	1025	716	634
11	4750	Doug Abbott	15.7	J 256	848	813	751	830	880	DNF	628
12	4812	Ralph Biggs	-2.9	J 303	901	715	870	840	969	829	657
13	4823	Robin Brooker	-4.5	J 268	910	917	867	696	910	809	631
14	4831	Hugh Hobden	1.7	J 2	967	818	822	763	974	830	631
15	4839	Lloyd Harman	-6.9	J 241	1048	898	841	686	944	829	641
16	7429	Tom Wilda	-30.0	J 260	1299	1243	1145	1082	1296	DNF	DNF

Open class results

Position

Race

	Total	Skipper	%TA	Boat	1	2	3	4	5	6	7
1	4297	Peter Knight	-12.8	10R 11	710	718	847	709	815	727	618
2	4550	Peter Crofts	-2.8	EC12 150	812	898	833	705	897	608	695

Thankyou race officers Bob



and Jeremy



Prepared Saturday, 14 April 2018, 3:36 PM by the lakeside programs