



Combined Fleet results -->Life Member G Britt Mark Foy start



**Well done Dayele.
Congratulations**

Second Roy



Position

Race

	Total	Skipper	MF-Time	Boat	1	2	3	4	5	6	7
1	22	Dayele Hobson	60	J 229	3	15	5	1	2	3	8
2	25	Roy Bickerstaffe	60	J 275	1	10	1	5	1	7	15
3	28	Graham Parratt	100	J 277	9	3	10	2	4	8	2
4	31	Cliff Bishop	40	J 269	2	13	9	4	14	2	1
5	33	Peter Knight	100	10R 11	12	4	3	3	6	14	5
6	39	Glen Church	80	J 276	13	6	4	6	7	13	3
7	40	Allen Anderson	20	J 219	5	5	6	8	10	15	6
8	44	Rod Liddy	80	EC12 146	6	1	2	9	9	DNF	DNF
9	46	Chris Koskela	100	J 19	14	9	7	7	8	6	9
10	52	Lloyd Harman	80	J 241	15	2	13	10	12	1	14
11	52	Ron Bedyne	80	J 222	DNF	11	11	14	3	9	4
12	52	Daniel Cross	80	EC12 153	7	8	DNF	11	11	4	11
13	56	Keith Drewitt	100	J 289	11	7	8	13	13	5	12
14	57	Ralph Biggs	80	J 303	10	14	12	12	5	11	7
15	67	Bob Torrie	60	EC12 134	4	12	14	16	15	12	10
16	77	Doug Abbott	0	J 256	8	16	15	15	16	10	13

J class results



Congratulations Dayele

Second Roy



Position

Race

	Total	Skipper	MF-Time	Boat	1	2	3	4	5	6	7
1	19	Dayele Hobson	60	J 229	3	11	3	1	2	3	7
2	20	Roy Bickerstaffe	60	J 275	1	7	1	4	1	6	12
3	23	Graham Parratt	100	J 277	6	2	8	2	4	7	2
4	24	Cliff Bishop	40	J 269	2	9	7	3	11	2	1
5	29	Glen Church	80	J 276	9	4	2	5	6	11	3
6	31	Allen Anderson	20	J 219	4	3	4	7	8	12	5
7	37	Chris Koskela	100	J 19	10	6	5	6	7	5	8
8	41	Lloyd Harman	80	J 241	11	1	11	8	9	1	11
9	42	Keith Drewitt	100	J 289	8	5	6	10	10	4	9
10	43	Ron Bedyne	80	J 222	DNF	8	9	11	3	8	4
11	47	Ralph Biggs	80	J 303	7	10	10	9	5	10	6
12	60	Doug Abbott	0	J 256	5	12	12	12	12	9	10

EC12 class results




Congratulations Rod
Second Bob



Position


Race

	Total	Skipper	MF-Time	Boat	1	2	3	4	5	6	7
1	10	Rod Liddy	80	EC12 146	2	1	1	1	1	DNF	DNF
2	12	Bob Torrie	60	EC12 134	1	3	2	3	3	2	1
3	12	 Daniel Cross	80	EC12 153	3	2	DNF	2	2	1	2

Open class results

Position

Race

	Total	Skipper	MF-Time	Boat	1	2	3	4	5	6	7
1	6	 Peter Knight	100	10R 11	1	1	1	1	1	1	1

The above are place based results. Below are time based results showing times in seconds.

Combined Fleet results -->Life Member G Britt



**Well done Dayele.
Congratulations**

Second Graham



Position

Race

	Total	Skipper	MF-Time	Boat	1	2	3	4	5	6	7
1	3233	Dayele Hobson	60	J 229	369	807	532	581	483	497	771
2	3233	Graham Parratt	100	J 277	542	593	552	546	497	503	670
3	3237	Roy Bickerstaffe	60	J 275	353	754	484	646	478	522	889
4	3319	Peter Knight	100	10R 11	563	647	465	585	505	554	689
5	3393	Chris Koskela	100	J 19	579	696	506	619	514	479	733
6	3520	Cliff Bishop	40	J 269	384	788	582	653	673	505	723
7	3520	Glen Church	80	J 276	595	706	507	632	527	556	703
8	3529	Keith Drewitt	100	J 289	558	691	518	694	595	473	749
9	3544	Daniel Cross	80	EC12 153	367	714	DNF	659	555	484	765
10	3547	Lloyd Harman	80	J 241	615	590	619	652	607	464	845
11	3603	Rod Liddy	80	EC12 146	364	565	480	650	541	DNF	DNF
12	3662	Ralph Biggs	80	J 303	569	756	580	702	523	542	746
13	3706	Allen Anderson	20	J 219	421	759	577	701	614	634	772
14	3771	Ron Bedyn	80	J 222	DNF	737	577	720	505	526	706
15	3820	Bob Torrie	60	EC12 134	374	760	673	824	667	564	782
16	4351	Doug Abbott	0	J 256	450	955	782	817	794	614	894

J class results



Congratulations Dayele

Second Graham



Position

Race

	Total	Skipper	MF-Time	Boat	1	2	3	4	5	6	7
1	3233	Dayele Hobson	60	J 229	369	807	532	581	483	497	771
2	3233	Graham Parratt	100	J 277	542	593	552	546	497	503	670
3	3237	Roy Bickerstaffe	60	J 275	353	754	484	646	478	522	889
4	3393	Chris Koskela	100	J 19	579	696	506	619	514	479	733
5	3520	Cliff Bishop	40	J 269	384	788	582	653	673	505	723
6	3520	Glen Church	80	J 276	595	706	507	632	527	556	703
7	3529	Keith Drewitt	100	J 289	558	691	518	694	595	473	749
8	3547	Lloyd Harman	80	J 241	615	590	619	652	607	464	845
9	3662	Ralph Biggs	80	J 303	569	756	580	702	523	542	746
10	3706	Allen Anderson	20	J 219	421	759	577	701	614	634	772
11	3771	Ron Bedyn	80	J 222	DNF	737	577	720	505	526	706
12	4351	Doug Abbott	0	J 256	450	955	782	817	794	614	894

EC12 class results




Congratulations Daniel
Second Rod



Position


Race

	Total	Skipper	MF-Time	Boat	1	2	3	4	5	6	7
1	3544	Daniel Cross	80	EC12 153	367	714	DNF	659	555	484	765
2	3603	Rod Liddy	80	EC12 146	364	565	480	650	541	DNF	DNF
3	3820	 Bob Torrie	60	EC12 134	374	760	673	824	667	564	782

Open class results

Position

Race

	Total	Skipper	MF-Time	Boat	1	2	3	4	5	6	7
1	3319	 Peter Knight	100	10R 11	563	647	465	585	505	554	689

Below are time adjusted experimental results showing times in seconds.

Purple numbers rounded to 1 decimal place but not rounded in all calculations.

With MF, a long race favours the late starters and a short race favours early starters.

With %TA, the race length makes no difference. If you sail better than usual you will be near the top.

If you sail worse than usual you will be near the bottom. Possibly a fairer system????

Combined Fleet results -->Life Member G Britt



Well done Roy.
Congratulations

Second Dayele



Position

Race

	Total	Skipper	%TA	Boat	1	2	3	4	5	6	7
1	3306	Roy Bickerstaffe	-2.2	J 275	361	770	494	660	488	533	908
2	3372	Dayele Hobson	-4.3	J 229	385	841	555	606	504	518	804
3	3406	Allen Anderson	8.1	J 219	387	698	530	644	564	583	710
4	3435	Cliff Bishop	2.4	J 269	375	769	568	637	657	493	705
5	3569	Graham Parratt	-10.4	J 277	598	655	609	603	549	555	740
6	3636	Rod Liddy	0.3	EC12 146	363	563	478	648	539	DNF	DNF
7	3642	Chris Koskela	-7.3	J 19	622	747	543	664	552	514	787
8	3643	Keith Drewitt	-3.3	J 289	576	713	535	717	614	488	773
9	3655	Doug Abbott	16.0	J 256	378	802	657	686	667	516	751
10	3749	Glen Church	-6.5	J 276	634	752	540	673	561	592	749
11	3761	Peter Knight	-13.3	10R 11	638	733	527	663	572	628	781
12	3808	Bob Torrie	0.3	EC12 134	373	758	671	821	665	562	779
13	3811	Ralph Biggs	-4.1	J 303	592	787	604	731	544	564	776
14	3817	Lloyd Harman	-7.6	J 241	662	635	666	702	653	499	910
15	3980	Ron Bedyne	-5.6	J 222	DNF	778	609	760	533	555	745
16	4608	Daniel Cross	-30.0	EC12 153	477	928	DNF	857	722	629	995

J class results



Congratulations Roy

Second Dayele



Position

Race

	Total	Skipper	%TA	Boat	1	2	3	4	5	6	7
1	3306	Roy Bickerstaffe	-2.2	J 275	361	770	494	660	488	533	908
2	3372	Dayele Hobson	-4.3	J 229	385	841	555	606	504	518	804
3	3406	Allen Anderson	8.1	J 219	387	698	530	644	564	583	710
4	3435	Cliff Bishop	2.4	J 269	375	769	568	637	657	493	705
5	3569	Graham Parratt	-10.4	J 277	598	655	609	603	549	555	740
6	3642	Chris Koskela	-7.3	J 19	622	747	543	664	552	514	787
7	3643	Keith Drewitt	-3.3	J 289	576	713	535	717	614	488	773
8	3655	Doug Abbott	16.0	J 256	378	802	657	686	667	516	751
9	3749	Glen Church	-6.5	J 276	634	752	540	673	561	592	749
10	3811	Ralph Biggs	-4.1	J 303	592	787	604	731	544	564	776
11	3817	Lloyd Harman	-7.6	J 241	662	635	666	702	653	499	910
12	3980	Ron Bedyne	-5.6	J 222	DNF	778	609	760	533	555	745

EC12 class results



**Congratulations Rod
Second Bob**



Position

Race

	Total	Skipper	%TA	Boat	1	2	3	4	5	6	7
1	3636	Rod Liddy	0.3	EC12 146	363	563	478	648	539	DNF	DNF
2	3808	Bob Torrie	0.3	EC12 134	373	758	671	821	665	562	779
3	4608	Daniel Cross	-30.0	EC12 153	477	928	DNF	857	722	629	995

Open class results

Position

Race


	Total	Skipper	%TA	Boat	1	2	3	4	5	6	7
1	3761	Peter Knight	-13.3	10R 11	638	733	527	663	572	628	781

Thankyou race officers

Keith



and Rodney



Prepared Saturday, 17 February 2018, 3:28 PM by the lakeside programs