



Combined Fleet results -->Club Racing 30-12-17 Mass start













**Well done Peter.
Congratulations**

Second Peter



Position

Race

	Total	Skipper	Boat	1	2	3	4	5	6	7
1	6	Peter Knight	W 11	1	1	1	1	1	1	1
2	17	Peter Crofts	IOM 59	4	2	5	2	3	2	4
3	19	 Glen Church	J 276	3	3	3	6	4	3	3
4	26	 Chris Koskela	J 19	DNF	4	2	3	2	DNF	2
5	30	 Roy Bickerstaffe	J 275	5	6	4	5	5	5	6
6	33	 Bob Torrie	EC12 134	DNF	7	7	4	6	4	5
7	52	 Ralph Biggs	J 151	2	5	6	DNF	DNF	DNF	DNF
8	57	 Allen Anderson	J 219	7	9	8	7	DNF	DNF	DNF
9	62	 Shannon Bradfield	EC12 84	6	8	9	DNF	DNF	DNF	DNF
10	65	 David Paterson	J 61	DNF	DNF	DNF	DNF	7	6	DNF
11	66	 Dayele Hobson	J 229	DNF	DNF	DNF	DNF	DNF	7	7
12	75	 Norm Hill	J 101	DNF	10	DNF	DNF	DNF	DNF	DNF

J class results









Congratulations Glen

Second Chris

Race



Position

	Total	Skipper	Boat	1	2	3	4	5	6	7
1	10	Glen Church	J 276	2	1	2	3	2	1	2
2	15	Chris Koskela	J 19	DNF	2	1	1	1	DNF	1
3	16	 Roy Bickerstaffe	J 275	3	4	3	2	3	2	3
4	35	 Ralph Biggs	J 151	1	3	4	DNF	DNF	DNF	DNF
5	36	 Allen Anderson	J 219	4	5	5	4	DNF	DNF	DNF
6	43	 David Paterson	J 61	DNF	DNF	DNF	DNF	4	3	DNF
7	44	 Dayele Hobson	J 229	DNF	DNF	DNF	DNF	DNF	4	4
8	51	 Norm Hill	J 101	DNF	6	DNF	DNF	DNF	DNF	DNF

Open class results





Congratulations Peter

Second Peter

Race



Position

	Total	Skipper	Boat	1	2	3	4	5	6	7
1	6	Peter Knight	W 11	1	1	1	1	1	1	1
2	12	Peter Crofts	IOM 59	2	2	2	2	2	2	2
3	18	 Bob Torrie	EC12 134	DNF	3	3	3	3	3	3
4	26	 Shannon Bradfield	EC12 84	3	4	4	DNF	DNF	DNF	DNF

The above are place based results. Below are time based results showing times in seconds.

Combined Fleet results -->Club Racing 30-12-17



**Well done Peter.
Congratulations**

Second Peter



Position

Race

	Total	Skipper	Boat	1	2	3	4	5	6	7
1	2689	Peter Knight	W 11	470	470	470	411	469	487	399
2	2961	Peter Crofts	IOM 59	532	505	598	448	480	517	479
3	3095	Glen Church	J 276	527	512	581	535	517	531	473
4	3230	Chris Koskela	J 19	DNF	521	571	493	471	DNF	422
5	3301	Roy Bickerstaffe	J 275	548	578	588	505	537	599	545
6	3413	Bob Torrie	EC12 134	DNF	618	664	495	537	573	526
7	3557	Dayele Hobson	J 229	DNF	DNF	DNF	DNF	DNF	1	548
8	3982	Ralph Biggs	J 151	525	538	663	DNF	DNF	DNF	DNF
9	4008	Allen Anderson	J 219	591	648	696	569	DNF	DNF	DNF
10	4171	Shannon Bradfield	EC12 84	575	624	716	DNF	DNF	DNF	DNF
11	4247	David Paterson	J 61	DNF	DNF	DNF	DNF	577	662	DNF
12	4456	Norm Hill	J 101	DNF	696	DNF	DNF	DNF	DNF	DNF

J class results



**Congratulations Glen
Second Chris**



Position

Race

	Total	Skipper	Boat	1	2	3	4	5	6	7
1	3095	Glen Church	J 276	527	512	581	535	517	531	473
2	3230	Chris Koskela	J 19	DNF	521	571	493	471	DNF	422
3	3301	Roy Bickerstaffe	J 275	548	578	588	505	537	599	545
4	3557	Dayele Hobson	J 229	DNF	DNF	DNF	DNF	DNF	1	548
5	3982	Ralph Biggs	J 151	525	538	663	DNF	DNF	DNF	DNF
6	4008	Allen Anderson	J 219	591	648	696	569	DNF	DNF	DNF
7	4247	David Paterson	J 61	DNF	DNF	DNF	DNF	577	662	DNF
8	4456	Norm Hill	J 101	DNF	696	DNF	DNF	DNF	DNF	DNF

Open class results



**Congratulations Peter
Second Peter**



Position

Race

	Total	Skipper	Boat	1	2	3	4	5	6	7
1	2689	Peter Knight	W 11	470	470	470	411	469	487	399
2	2961	Peter Crofts	IOM 59	532	505	598	448	480	517	479
3	3413	Bob Torrie	EC12 134	DNF	618	664	495	537	573	526
4	4171	Shannon Bradfield	EC12 84	575	624	716	DNF	DNF	DNF	DNF

Below are time adjusted experimental results showing times in seconds.

Purple numbers rounded to 1 decimal place but not rounded in all calculations.

With MF, a long race favours the late starters and a short race favours early starters.

With %TA, the race length makes no difference. If you sail better than usual you will be near the top.

If you sail worse than usual you will be near the bottom. Possibly a fairer system????

Combined Fleet results -->Club Racing 30-12-17



Well done Peter.
Congratulations

Second Peter



Position

Race

	Total	Skipper	%TA	Boat	1	2	3	4	5	6	7
1	2961	Peter Crofts	?= 0	IOM 59	532	505	598	448	480	517	479
2	3021	Peter Knight	-12.3	W 11	528	528	528	462	527	547	448
3	3260	Glen Church	-5.3	J 276	555	539	612	564	545	559	498
4	3304	Chris Koskela	-5.2	J 19	DNF	548	601	519	495	DNF	444
5	3368	Roy Bickerstaffe	-2.0	J 275	559	590	600	515	548	611	556
6	3374	Dayele Hobson	-6.8	J 229	DNF	DNF	DNF	DNF	DNF	1	585
7	3406	Bob Torrie	0.2	EC12 134	DNF	617	662	494	536	572	525
8	3699	Allen Anderson	8.0	J 219	544	596	641	524	DNF	DNF	DNF
9	3767	Ralph Biggs	2.9	J 151	510	522	644	DNF	DNF	DNF	DNF
10	3800	Shannon Bradfield	10.8	EC12 84	513	557	639	DNF	DNF	DNF	DNF
11	4031	David Paterson	-0.3	J 61	DNF	DNF	DNF	DNF	579	664	DNF
12	4035	Norm Hill	21.0	J 101	DNF	550	DNF	DNF	DNF	DNF	DNF

J class results



Congratulations Glen

Second Chris



Position

Race

	Total	Skipper	%TA	Boat	1	2	3	4	5	6	7
1	3260	Glen Church	-5.3	J 276	555	539	612	564	545	559	498
2	3304	Chris Koskela	-5.2	J 19	DNF	548	601	519	495	DNF	444
3	3368	Roy Bickerstaffe	-2.0	J 275	559	590	600	515	548	611	556
4	3374	Dayele Hobson	-6.8	J 229	DNF	DNF	DNF	DNF	DNF	1	585
5	3699	Allen Anderson	8.0	J 219	544	596	641	524	DNF	DNF	DNF
6	3767	Ralph Biggs	2.9	J 151	510	522	644	DNF	DNF	DNF	DNF
7	4031	David Paterson	-0.3	J 61	DNF	DNF	DNF	DNF	579	664	DNF
8	4035	Norm Hill	21.0	J 101	DNF	550	DNF	DNF	DNF	DNF	DNF

Open class results



Congratulations Peter

Second Peter



Position

Race

	Total	Skipper	%TA	Boat	1	2	3	4	5	6	7
1	2961	Peter Crofts	?= 0	IOM 59	532	505	598	448	480	517	479
2	3021	Peter Knight	-12.3	W 11	528	528	528	462	527	547	448
3	3406	Bob Torrie	0.2	EC12 134	DNF	617	662	494	536	572	525
4	3800	Shannon Bradfield	10.8	EC12 84	513	557	639	DNF	DNF	DNF	DNF

Thankyou race officers

Graeme



and Leon



Prepared Saturday, 30 December 2017, 3:06 PM by the lakeside programs

Copyright P. Knight