

Combined Fleet results --> Club Racing 3-2-18 Mark Foy start



















**Well done Roy.
Congratulations**

Second Peter



Position

Race

	Total	Skipper	MF-Time	Boat	1	2	3	4	5	6	7	8
1	27	Roy Bickerstaffe	60	J 275	11	6	16	3	2	2	1	2
2	35	Peter Knight	100	10R 11	6	3	1	10	3	5	15	7
3	40	 Hugh Hobden	40	J 2	2	10	6	9	4	4	9	6
4	40	 Ralph Biggs	60	J 303	3	9	5	7	14	6	5	5
5	44	 Peter Crofts	60	EC12 150	13	14	3	2	9	1	2	15
6	46	 Eric Dunn	0	J 233	7	5	4	16	1	16	12	1
7	47	 Keith May	80	J 16	8	7	11	DNF	5	9	4	3
8	47	 Lloyd Harman	80	J 241	4	17	10	5	6	8	6	8
9	49	 Glen Church	80	J 276	5	11	2	6	7	10	8	13
10	55	 Bob Torrie	60	EC12 134	14	4	13	11	8	7	3	9
11	64	 Vern Rolton	60	J 246	1	8	DNF	14	13	3	13	12
12	64	 Graham Parratt	100	J 277	10	13	12	8	11	12	7	4
13	71	 Robin Brooker	80	EC12 156	DNF	15	7	1	10	11	11	16
14	75	 Ian Scott	60	J 193	12	2	14	4	15	14	16	14
15	84	 Cliff Bishop	60	J 269	15	12	9	15	17	13	10	10
16	93	 Dayele Hobson	80	J 229	9	16	15	13	16	15	14	11
17	104	 David Paterson	60	J 61	DNF	1	8	DNF	DNF	DNF	DNF	DNF
18	108	 Doug Abbott	0	J 256	16	18	17	12	12	17	17	17

J class results















Congratulations Roy

Second Ralph



Position

Race

	Total	Skipper	MF-Time	Boat	1	2	3	4	5	6	7	8
1	21	Roy Bickerstaffe	60	J 275	10	4	12	1	2	1	1	2
2	30	Ralph Biggs	60	J 303	3	7	3	5	10	4	3	5
3	32	 Hugh Hobden	40	J 2	2	8	4	7	3	3	7	6
4	34	 Eric Dunn	0	J 233	6	3	2	12	1	12	9	1
5	35	 Keith May	80	J 16	7	5	8	DNF	4	6	2	3
6	35	 Lloyd Harman	80	J 241	4	13	7	3	5	5	4	7
7	38	 Glen Church	80	J 276	5	9	1	4	6	7	6	11
8	48	 Vern Rolton	60	J 246	1	6	DNF	10	9	2	10	10
9	48	 Graham Parratt	100	J 277	9	11	9	6	7	8	5	4
10	58	 Ian Scott	60	J 193	11	2	10	2	11	10	12	12
11	64	 Cliff Bishop	60	J 269	12	10	6	11	13	9	8	8
12	71	 Dayele Hobson	80	J 229	8	12	11	9	12	11	11	9
13	81	 David Paterson	60	J 61	DNF	1	5	DNF	DNF	DNF	DNF	DNF
14	81	 Doug Abbott	0	J 256	13	14	13	8	8	13	13	13

The above are place based results. Below are time based results showing times in seconds.

Combined Fleet results -->Club Racing 3-2-18



**Well done Peter.
Congratulations**

Second Lloyd



Position

Race

	Total	Skipper	MF-Time	Boat	1	2	3	4	5	6	7	8
1	3693	Peter Knight	100	10R 11	644	575	499	530	470	439	606	574
2	3869	Lloyd Harman	80	J 241	639	721	599	509	522	484	519	597
3	3900	Glen Church	80	J 276	655	688	526	517	530	497	525	650
4	3905	Graham Parratt	100	J 277	709	678	644	503	528	486	502	564
5	3941	Roy Bickerstaffe	60	J 275	760	656	712	521	480	461	509	602
6	3996	Peter Crofts	60	EC12 150	765	722	555	518	559	428	526	688
7	4028	Ralph Biggs	60	J 303	653	680	582	538	617	493	537	608
8	4028	Hugh Hobden	40	J 2	622	723	604	572	533	498	569	630
9	4036	Robin Brooker	80	EC12 156	DNF	709	573	488	544	498	547	677
10	4085	Keith May	80	J 16	711	650	635	DNF	502	493	511	583
11	4098	Bob Torrie	60	EC12 134	769	624	688	575	556	502	530	623
12	4243	Vern Rolton	60	J 246	572	672	DNF	628	612	474	635	650
13	4299	Cliff Bishop	60	J 269	775	715	604	636	630	530	555	629
14	4341	Dayele Hobson	80	J 229	721	710	675	563	607	537	624	625
15	4358	Ian Scott	60	J 193	763	613	691	526	619	554	668	687
16	4424	Eric Dunn	0	J 233	769	694	625	711	514	683	645	552
17	5207	Doug Abbott	0	J 256	1093	850	790	639	655	712	743	818
18	6938	David Paterson	60	J 61	DNF	602	596	DNF	DNF	DNF	DNF	DNF

J class results



Congratulations Lloyd

Second Glen



Position

Race

	Total	Skipper	MF-Time	Boat	1	2	3	4	5	6	7	8
1	3869	Lloyd Harman	80	J 241	639	721	599	509	522	484	519	597
2	3900	Glen Church	80	J 276	655	688	526	517	530	497	525	650
3	3905	Graham Parratt	100	J 277	709	678	644	503	528	486	502	564
4	3941	Roy Bickerstaffe	60	J 275	760	656	712	521	480	461	509	602
5	4028	Ralph Biggs	60	J 303	653	680	582	538	617	493	537	608
6	4028	Hugh Hobden	40	J 2	622	723	604	572	533	498	569	630
7	4085	Keith May	80	J 16	711	650	635	DNF	502	493	511	583
8	4243	Vern Rolton	60	J 246	572	672	DNF	628	612	474	635	650
9	4299	Cliff Bishop	60	J 269	775	715	604	636	630	530	555	629
10	4341	Dayele Hobson	80	J 229	721	710	675	563	607	537	624	625
11	4358	Ian Scott	60	J 193	763	613	691	526	619	554	668	687
12	4424	Eric Dunn	0	J 233	769	694	625	711	514	683	645	552
13	5207	Doug Abbott	0	J 256	1093	850	790	639	655	712	743	818
14	6938	David Paterson	60	J 61	DNF	602	596	DNF	DNF	DNF	DNF	DNF

EC12 class results




**Congratulations Peter
Second Robin**



Position


Race

	Total	Skipper	MF-Time	Boat	1	2	3	4	5	6	7	8
1	3996	Peter Crofts	60	EC12 150	765	722	555	518	559	428	526	688
2	4036	Robin Brooker	80	EC12 156	DNF	709	573	488	544	498	547	677
3	4098	 Bob Torrie	60	EC12 134	769	624	688	575	556	502	530	623

Open class results

Position

Race

	Total	Skipper	MF-Time	Boat	1	2	3	4	5	6	7	8
1	3693	 Peter Knight	100	10R 11	644	575	499	530	470	439	606	574

Below are time adjusted experimental results showing times in seconds.

Purple numbers rounded to 1 decimal place but not rounded in all calculations.

With MF, a long race favours the late starters and a short race favours early starters.

With %TA, the race length makes no difference. If you sail better than usual you will be near the top.

If you sail worse than usual you will be near the bottom. Possibly a fairer system????

Combined Fleet results --> Club Racing 3-2-18



Well done Eric.
Congratulations

Second Hugh



Position

Race

	Total	Skipper	%TA	Boat	1	2	3	4	5	6	7	8
1	3569	Eric Dunn	19.3	J 233	620	560	504	574	415	551	520	445
2	3881	Hugh Hobden	3.6	J 2	599	697	582	551	514	480	548	607
3	3993	Roy Bickerstaffe	-1.3	J 275	770	665	721	528	486	467	516	610
4	4089	Ralph Biggs	-1.5	J 303	663	690	591	546	626	501	545	617
5	4105	Bob Torrie	-0.1	EC12 134	770	625	689	576	557	503	531	624
6	4111	Robin Brooker	-1.9	EC12 156	DNF	722	584	497	554	507	557	690
7	4136	Glen Church	-6.1	J 276	695	730	558	548	562	527	557	689
8	4138	Peter Crofts	-3.6	EC12 150	792	748	575	536	579	443	545	712
9	4173	Lloyd Harman	-7.9	J 241	689	778	646	549	563	522	560	644
10	4174	Peter Knight	-13.0	10R 11	728	650	564	599	531	496	685	649
11	4204	Cliff Bishop	2.2	J 269	758	699	591	622	616	518	543	615
12	4268	Vern Rolton	-0.6	J 246	575	676	DNF	632	615	477	639	654
13	4327	Graham Parratt	-10.8	J 277	786	751	714	557	585	539	556	625
14	4402	Keith May	-7.8	J 16	766	701	684	DNF	541	531	551	628
15	4421	Doug Abbott	15.1	J 256	928	722	671	543	556	604	631	694
16	4428	Ian Scott	-1.6	J 193	775	623	702	534	629	563	679	698
17	4578	Dayele Hobson	-5.5	J 229	760	749	712	594	640	566	658	659
18	6056	David Paterson	1.0	J 61	DNF	596	590	DNF	DNF	DNF	DNF	DNF

J class results



Congratulations Eric

Second Hugh

Race



Position

	Total	Skipper	%TA	Boat	1	2	3	4	5	6	7	8
1	3569	Eric Dunn	19.3	J 233	620	560	504	574	415	551	520	445
2	3881	Hugh Hobden	3.6	J 2	599	697	582	551	514	480	548	607
3	3993	Roy Bickerstaffe	-1.3	J 275	770	665	721	528	486	467	516	610
4	4089	Ralph Biggs	-1.5	J 303	663	690	591	546	626	501	545	617
5	4136	Glen Church	-6.1	J 276	695	730	558	548	562	527	557	689
6	4173	Lloyd Harman	-7.9	J 241	689	778	646	549	563	522	560	644
7	4204	Cliff Bishop	2.2	J 269	758	699	591	622	616	518	543	615
8	4268	Vern Rolton	-0.6	J 246	575	676	DNF	632	615	477	639	654
9	4327	Graham Parratt	-10.8	J 277	786	751	714	557	585	539	556	625
10	4402	Keith May	-7.8	J 16	766	701	684	DNF	541	531	551	628
11	4421	Doug Abbott	15.1	J 256	928	722	671	543	556	604	631	694
12	4428	Ian Scott	-1.6	J 193	775	623	702	534	629	563	679	698
13	4578	Dayele Hobson	-5.5	J 229	760	749	712	594	640	566	658	659
14	6056	David Paterson	1.0	J 61	DNF	596	590	DNF	DNF	DNF	DNF	DNF


EC12 class results



**Congratulations Bob
Second Robin**




Position

	Total	Skipper	%TA	Boat	1	2	3	4	5	6	7	8
1	4105	Bob Torrie	-0.1	EC12 134	770	625	689	576	557	503	531	624
2	4111	Robin Brooker	-1.9	EC12 156	DNF	722	584	497	554	507	557	690
3	4138	 Peter Crofts	-3.6	EC12 150	792	748	575	536	579	443	545	712

Open class results

Position

	Total	Skipper	%TA	Boat	1	2	3	4	5	6	7	8
1	4174	 Peter Knight	-13.0	10R 11	728	650	564	599	531	496	685	649

Thankyou race officers

Jim



and Ro

Prepared Saturday, 3 February 2018, 3:41 PM by the lakeside programs