




Combined Fleet results -->Club Racing 16-12-17 Mark Foy start



**Well done Rodney.
Congratulations**

Second Hugh



Position

Race

	Total	Skipper	MF-Time	Boat	1	2	3	4	5	6	7
1	17	Rodney Ford	40	J 258	4	2	1	2	3	11	5
2	28	Hugh Hobden	40	J 2	6	DNF	2	1	4	2	13
3	30	Tom Arthur	60	J 146	10	1	5	14	2	9	3
4	35	Dayele Hobson	80	J 229	7	8	6	7	DNF	6	1
5	38	Steven Anderson	60	J 263	19	10	9	4	8	5	2
6	41	Leon Blewett	100	J 252	5	9	14	5	9	1	12
7	45	Vern Rolton	60	J 246	13	4	8	10	6	7	10
8	46	Keith May	80	J 16	12	3	7	9	10	8	9
9	48	Roy Bickerstaffe	60	J 275	2	12	17	12	7	4	11
10	52	Doug Abbott	0	J 256	1	7	10	6	14	DNF	14
11	54	Ron Bedyne	80	J 222	9	5	16	17	DNF	3	4
12	54	Rod Liddy	80	EC12 156	14	16	4	13	5	10	8
13	55	Cliff Bishop	40	J 269	20	15	12	8	1	12	7
14	56	Bob Torrie	60	EC12 134	3	13	3	3	13	DNF	DNF
15	75	Jim Paterson	80	J 205	15	18	15	15	11	13	6
16	89	Ralph Biggs	60	J 151	18	14	13	11	12	DNF	DNF
17	93	Norm Hill	0	J 101	16	6	11	18	DNF	DNF	DNF
18	100	Ian Scott	60	J 193	8	11	18	DNF	DNF	DNF	DNF
19	113	Paul Taylor	100	IOM 6	17	17	DNF	16	DNF	DNF	DNF
20	116	Jeremy Marris	100	IOM 57	11	DNF	DNF	DNF	DNF	DNF	DNF

J class results

















Congratulations Rodney
Second Hugh



Position

Race

	Total	Skipper	MF-Time	Boat	1	2	3	4	5	6	7
1	16	Rodney Ford	40	J 258	3	2	1	2	3	10	5
2	26	Hugh Hobden	40	J 2	5	DNF	2	1	4	2	12
3	27	 Tom Arthur	60	J 146	9	1	3	12	2	9	3
4	31	 Dayele Hobson	80	J 229	6	8	4	6	DNF	6	1
5	34	 Steven Anderson	60	J 263	15	10	7	3	7	5	2
6	37	 Leon Blewett	100	J 252	4	9	12	4	8	1	11
7	40	 Vern Rolton	60	J 246	11	4	6	9	5	7	9
8	41	 Keith May	80	J 16	10	3	5	8	9	8	8
9	45	 Roy Bickerstaffe	60	J 275	2	12	15	11	6	4	10
10	46	 Doug Abbott	0	J 256	1	7	8	5	12	DNF	13
11	48	 Ron Bedyne	80	J 222	8	5	14	14	DNF	3	4
12	50	 Cliff Bishop	40	J 269	16	14	10	7	1	11	7
13	66	 Jim Paterson	80	J 205	12	15	13	13	10	12	6
14	76	 Ralph Biggs	60	J 151	14	13	11	10	11	DNF	DNF
15	77	 Norm Hill	0	J 101	13	6	9	15	DNF	DNF	DNF
16	85	 Ian Scott	60	J 193	7	11	16	DNF	DNF	DNF	DNF

Open class results




Congratulations Rod
Second Bob



Position

Race

	Total	Skipper	MF-Time	Boat	1	2	3	4	5	6	7
1	9	Rod Liddy	80	EC12 156	3	2	2	2	1	1	1
2	11	Bob Torrie	60	EC12 134	1	1	1	1	2	DNF	DNF
3	25	Paul Taylor	100	IOM 6	4	3	DNF	3	DNF	DNF	DNF
4	27	 Jeremy Marris	100	IOM 57	2	DNF	DNF	DNF	DNF	DNF	DNF


The above are place based results. Below are time based results showing times in seconds.

Combined Fleet results -->Club Racing 16-12-17



Well done Leon.
Congratulations

Second Dayele



Position

Race

	Total	Skipper	MF-Time	Boat	1	2	3	4	5	6	7
1	2617	Leon Blewett	100	J 252	273	278	561	545	485	481	555
2	2763	Dayele Hobson	80	J 229	309	282	557	577	DNF	518	520
3	2774	Keith May	80	J 16	371	245	560	588	514	522	562
4	2774	Tom Arthur	60	J 146	381	258	563	685	480	543	549
5	2802	Rodney Ford	40	J 258	325	283	553	553	514	574	574
6	2841	Rod Liddy	80	EC12 156	400	333	529	644	488	531	560
7	2914	Roy Bickerstaffe	60	J 275	297	340	670	642	514	531	590
8	2919	Vern Rolton	60	J 246	416	277	585	615	512	540	589
9	2925	Ron Bedyne	80	J 222	325	266	614	681	DNF	507	532
10	2991	Steven Anderson	60	J 263	485	326	589	578	520	535	547
11	3082	Jim Paterson	80	J 205	414	452	588	676	531	543	554
12	3132	Hugh Hobden	40	J 2	346	DNF	561	546	518	543	618
13	3156	Cliff Bishop	40	J 269	506	372	616	623	492	575	595
14	3185	Bob Torrie	60	EC12 134	301	342	547	539	620	DNF	DNF
15	3400	Doug Abbott	0	J 256	342	356	651	651	722	DNF	678
16	3446	Ralph Biggs	60	J 151	476	346	599	621	568	DNF	DNF
17	3867	Ian Scott	60	J 193	342	337	680	DNF	DNF	DNF	DNF
18	3957	Paul Taylor	100	IOM 6	421	371	DNF	657	DNF	DNF	DNF
19	3987	Norm Hill	0	J 101	517	349	653	796	DNF	DNF	DNF
20	4524	Jeremy Marris	100	IOM 57	344	DNF	DNF	DNF	DNF	DNF	DNF

J class results



Congratulations Leon
Second Dayele
Race



Position

	Total	Skipper	MF-Time	Boat	1	2	3	4	5	6	7
1	2617	Leon Blewett	100	J 252	273	278	561	545	485	481	555
2	2763	Dayele Hobson	80	J 229	309	282	557	577	DNF	518	520
3	2774	Keith May	80	J 16	371	245	560	588	514	522	562
4	2774	Tom Arthur	60	J 146	381	258	563	685	480	543	549
5	2802	Rodney Ford	40	J 258	325	283	553	553	514	574	574
6	2914	Roy Bickerstaffe	60	J 275	297	340	670	642	514	531	590
7	2919	Vern Rolton	60	J 246	416	277	585	615	512	540	589
8	2925	Ron Bedyn	80	J 222	325	266	614	681	DNF	507	532
9	2991	Steven Anderson	60	J 263	485	326	589	578	520	535	547
10	3082	Jim Paterson	80	J 205	414	452	588	676	531	543	554
11	3132	Hugh Hobden	40	J 2	346	DNF	561	546	518	543	618
12	3156	Cliff Bishop	40	J 269	506	372	616	623	492	575	595
13	3400	Doug Abbott	0	J 256	342	356	651	651	722	DNF	678
14	3446	Ralph Biggs	60	J 151	476	346	599	621	568	DNF	DNF
15	3867	Ian Scott	60	J 193	342	337	680	DNF	DNF	DNF	DNF
16	3987	Norm Hill	0	J 101	517	349	653	796	DNF	DNF	DNF

Open class results



Congratulations Rod
Second Bob
Race



Position

	Total	Skipper	MF-Time	Boat	1	2	3	4	5	6	7
1	2841	Rod Liddy	80	EC12 156	400	333	529	644	488	531	560
2	3185	Bob Torrie	60	EC12 134	301	342	547	539	620	DNF	DNF
3	3957	Paul Taylor	100	IOM 6	421	371	DNF	657	DNF	DNF	DNF
4	4524	Jeremy Marris	100	IOM 57	344	DNF	DNF	DNF	DNF	DNF	DNF

Below are time adjusted experimental results showing times in seconds.

Purple numbers rounded to 1 decimal place but not rounded in all calculations.

With MF, a long race favours the late starters and a short race favours early starters.

With %TA, the race length makes no difference. If you sail better than usual you will be near the top.

If you sail worse than usual you will be near the bottom. Possibly a fairer system????

Combined Fleet results -->Club Racing 16-12-17



Well done Hugh.
Congratulations

Second Rodney



Position	Total	Skipper	%TA	Boat	Race						
					1	2	3	4	5	6	7
1	2822	Hugh Hobden	9.9	J 2	312	DNF	505	492	467	489	557
2	2833	Rodney Ford	-1.1	J 258	329	286	559	559	520	580	580
3	2861	Tom Arthur	-3.1	J 146	393	266	581	707	495	560	566
4	2881	Rod Liddy	-1.4	EC12 156	406	338	536	653	495	538	568
5	2908	Vern Rolton	0.4	J 246	414	276	583	613	510	538	587
6	2909	Leon Blewett	-11.2	J 252	303	309	624	606	539	535	617
7	2919	Doug Abbott	14.2	J 256	293	306	559	559	620	DNF	582
8	2924	Dayele Hobson	-5.8	J 229	327	298	590	611	DNF	548	550
9	2958	Steven Anderson	1.1	J 263	480	322	583	572	514	529	541
10	2964	Roy Bickerstaffe	-1.7	J 275	302	346	681	653	523	540	600
11	3007	Keith May	-8.4	J 16	402	266	607	638	557	566	609
12	3082	Ron Bedyne	-5.4	J 222	342	280	647	718	DNF	534	561
13	3107	Cliff Bishop	1.5	J 269	498	366	607	613	484	566	586
14	3128	Bob Torrie	-1.0	EC12 134	304	346	553	545	626	DNF	DNF
15	3187	Jim Paterson	-3.4	J 205	428	467	608	699	549	562	573
16	3317	Norm Hill	21.9	J 101	404	273	510	622	DNF	DNF	DNF
17	3339	Ralph Biggs	1.0	J 151	471	343	593	615	563	DNF	DNF
18	3667	Ian Scott	-3.4	J 193	354	348	703	DNF	DNF	DNF	DNF
19	3711	Paul Taylor	?= 0	IOM 6	421	371	DNF	657	DNF	DNF	DNF
20	4114	Jeremy Marris	?= 0	IOM 57	344	DNF	DNF	DNF	DNF	DNF	DNF















J class results



Congratulations Hugh
Second Rodney



Position

	Total	Skipper	%TA	Boat	1	2	3	4	5	6	7
1	2822	Hugh Hobden	9.9	J 2	312	DNF	505	492	467	489	557
2	2833	Rodney Ford	-1.1	J 258	329	286	559	559	520	580	580
3	2861	 Tom Arthur	-3.1	J 146	393	266	581	707	495	560	566
4	2908	 Vern Rolton	0.4	J 246	414	276	583	613	510	538	587
5	2909	 Leon Blewett	-11.2	J 252	303	309	624	606	539	535	617
6	2919	 Doug Abbott	14.2	J 256	293	306	559	559	620	DNF	582
7	2924	 Dayele Hobson	-5.8	J 229	327	298	590	611	DNF	548	550
8	2958	 Steven Anderson	1.1	J 263	480	322	583	572	514	529	541
9	2964	 Roy Bickerstaffe	-1.7	J 275	302	346	681	653	523	540	600
10	3007	 Keith May	-8.4	J 16	402	266	607	638	557	566	609
11	3082	 Ron Bedyne	-5.4	J 222	342	280	647	718	DNF	534	561
12	3107	 Cliff Bishop	1.5	J 269	498	366	607	613	484	566	586
13	3187	 Jim Paterson	-3.4	J 205	428	467	608	699	549	562	573
14	3317	 Norm Hill	21.9	J 101	404	273	510	622	DNF	DNF	DNF
15	3339	 Ralph Biggs	1.0	J 151	471	343	593	615	563	DNF	DNF
16	3667	 Ian Scott	-3.4	J 193	354	348	703	DNF	DNF	DNF	DNF


Open class results



Congratulations Rod
Second Bob



Position

	Total	Skipper	%TA	Boat	1	2	3	4	5	6	7
1	2881	Rod Liddy	-1.4	EC12 156	406	338	536	653	495	538	568
2	3128	Bob Torrie	-1.0	EC12 134	304	346	553	545	626	DNF	DNF
3	3711	Paul Taylor	?= 0	IOM 6	421	371	DNF	657	DNF	DNF	DNF
4	4114	 Jeremy Marris	?= 0	IOM 57	344	DNF	DNF	DNF	DNF	DNF	DNF

Thankyou race officer

Graham



Prepared Saturday, 16 December 2017, 3:21 PM by the lakeside programs