



Combined Fleet results -->Club Racing 14-10-17 Mass start

























**Well done Leon.
Congratulations**

Second Lloyd



Position

Race

	Total	Skipper	Boat	1	2	3	4	5	6	7
1	18	Leon Blewett	J 252	4	5	6	1	2	5	1
2	21	Lloyd Harman	J 241	2	2	4	7	3	3	11
3	24	 Graham Parratt	J 277	3	8	9	3	7	1	2
4	28	 Keith May	J 16	6	1	10	2	16	2	7
5	35	 Peter Knight	W 11	1	9	5	6	1	13	20
6	46	 Wes Purves	J 158	15	7	2	8	6	8	18
7	47	 Ian Scott	J 193	8	4	1	10	10	17	14
8	48	 Dayele Hobson	J 229	7	3	7	14	14	7	10
9	57	 Glen Church	J 276	14	13	16	13	4	10	3
10	57	 Chris Koskela	J 19	10	12	8	12	12	6	9
11	61	 Tom Arthur	J 146	12	14	19	9	9	11	6
12	63	 Jim Paterson	J 205	19	16	12	17	5	9	4
13	69	 Bob Torrie	EC12 134	16	15	17	11	11	4	12
14	71	 Steven Anderson	J 263	17	17	3	15	19	14	5
15	71	 Peter Crofts	J 270	9	19	20	4	15	16	8
16	73	 Rodney Ford	J 258	13	6	13	16	13	12	19
17	74	 Cliff Bishop	J 269	5	11	18	5	18	20	17
18	82	 Peter Fisher	J 266	18	10	15	18	8	18	13
19	100	 Allen Anderson	J 219	20	18	14	20	17	15	16
20	116	 Doug Abbott	J 256	23	20	21	21	20	19	15
21	122	 Ron Bedyne	J 222	11	DNF	11	DNF	DNF	DNF	DNF
22	133	 Martin Taylor	J 20	DNF	21	DNF	19	21	DNF	22
23	133	 Eric Dunn	J 233	21	23	22	DNF	DNF	21	21
24	142	 Norm Hill	J 101	22	22	23	DNF	DNF	DNF	DNF

J class results























**Congratulations Leon
Second Lloyd**



Position



Race

	Total	Skipper	Boat	1	2	3	4	5	6	7
1	15	Leon Blewett	J 252	3	5	5	1	1	4	1
2	18	Lloyd Harman	J 241	1	2	4	6	2	3	11
3	22	 Graham Parratt	J 277	2	8	8	3	6	1	2
4	26	 Keith May	J 16	5	1	9	2	14	2	7
5	42	 Wes Purves	J 158	14	7	2	7	5	7	17
6	43	 Ian Scott	J 193	7	4	1	9	9	15	13
7	43	 Dayele Hobson	J 229	6	3	6	12	12	6	10
8	50	 Chris Koskela	J 19	9	11	7	10	10	5	9
9	51	 Glen Church	J 276	13	12	15	11	3	9	3
10	56	 Jim Paterson	J 205	17	14	11	15	4	8	4
11	56	 Tom Arthur	J 146	11	13	17	8	8	10	6
12	63	 Steven Anderson	J 263	15	15	3	13	17	12	5
13	64	 Peter Crofts	J 270	8	17	18	4	13	14	8
14	66	 Rodney Ford	J 258	12	6	12	14	11	11	18
15	67	 Cliff Bishop	J 269	4	10	16	5	16	18	16
16	74	 Peter Fisher	J 266	16	9	14	16	7	16	12
17	90	 Allen Anderson	J 219	18	16	13	18	15	13	15
18	105	 Doug Abbott	J 256	21	18	19	19	18	17	14
19	112	 Ron Bdyn	J 222	10	DNF	10	DNF	DNF	DNF	DNF
20	121	 Martin Taylor	J 20	DNF	19	DNF	17	19	DNF	20
21	121	 Eric Dunn	J 233	19	21	20	DNF	DNF	19	19
22	130	 Norm Hill	J 101	20	20	21	DNF	DNF	DNF	DNF

Open class results

Position

Race

	Total	Skipper	Boat	1	2	3	4	5	6	7
1	7	 Peter Knight	W 11	1	1	1	1	1	2	2
2	10	 Bob Torrie	EC12 134	2	2	2	2	2	1	1

The above are place based results. Below are time based results showing times in seconds.

Combined Fleet results -->Club Racing 14-10-17

























**Well done Leon.
Congratulations**

Second Lloyd



Position

Race

	Total	Skipper	Boat	1	2	3	4	5	6	7
1	2800	Leon Blewett	J 252	412	510	559	474	403	680	442
2	2898	Lloyd Harman	J 241	386	500	548	504	412	666	548
3	2902	 Graham Parratt	J 277	406	522	581	481	474	567	452
4	2969	 Peter Knight	W 11	381	538	557	492	392	818	609
5	3074	 Keith May	J 16	444	497	583	476	540	664	534
6	3089	 Ian Scott	J 193	474	504	500	529	518	832	564
7	3138	 Dayele Hobson	J 229	460	502	561	538	531	694	546
8	3149	 Wes Purves	J 158	527	517	518	522	471	717	594
9	3209	 Glen Church	J 276	515	579	622	536	461	726	496
10	3248	 Chris Koskela	J 19	498	575	577	534	522	686	542
11	3271	 Cliff Bishop	J 269	433	571	627	490	557	858	593
12	3280	 Tom Arthur	J 146	504	620	629	525	479	734	523
13	3308	 Rodney Ford	J 258	512	511	595	566	528	817	596
14	3348	 Jim Paterson	J 205	541	631	592	609	469	720	506
15	3348	 Peter Fisher	J 266	536	544	620	618	475	834	555
16	3357	 Peter Crofts	J 270	479	687	631	484	535	829	541
17	3380	 Bob Torrie	EC12 134	529	624	625	531	520	673	551
18	3381	 Steven Anderson	J 263	534	642	545	555	586	820	519
19	3562	 Allen Anderson	J 219	551	643	610	629	547	827	582
20	3938	 Doug Abbott	J 256	628	707	689	657	677	849	580
21	4684	 Eric Dunn	J 233	600	801	694	DNF	DNF	962	617
22	4703	 Martin Taylor	J 20	DNF	757	DNF	626	682	DNF	618
23	5125	 Ron Bedyne	J 222	500	DNF	585	DNF	DNF	DNF	DNF
24	5243	 Norm Hill	J 101	617	779	817	DNF	DNF	DNF	DNF





















J class results



Congratulations Leon Second Lloyd Race





Position

	Total	Skipper	Boat	1	2	3	4	5	6	7
1	2800	Leon Blewett	J 252	412	510	559	474	403	680	442
2	2898	Lloyd Harman	J 241	386	500	548	504	412	666	548
3	2902	 Graham Parratt	J 277	406	522	581	481	474	567	452
4	3074	 Keith May	J 16	444	497	583	476	540	664	534
5	3089	 Ian Scott	J 193	474	504	500	529	518	832	564
6	3138	 Dayele Hobson	J 229	460	502	561	538	531	694	546
7	3149	 Wes Purves	J 158	527	517	518	522	471	717	594
8	3209	 Glen Church	J 276	515	579	622	536	461	726	496
9	3248	 Chris Koskela	J 19	498	575	577	534	522	686	542
10	3271	 Cliff Bishop	J 269	433	571	627	490	557	858	593
11	3280	 Tom Arthur	J 146	504	620	629	525	479	734	523
12	3308	 Rodney Ford	J 258	512	511	595	566	528	817	596
13	3348	 Jim Paterson	J 205	541	631	592	609	469	720	506
14	3348	 Peter Fisher	J 266	536	544	620	618	475	834	555
15	3357	 Peter Crofts	J 270	479	687	631	484	535	829	541
16	3381	 Steven Anderson	J 263	534	642	545	555	586	820	519
17	3562	 Allen Anderson	J 219	551	643	610	629	547	827	582
18	3938	 Doug Abbott	J 256	628	707	689	657	677	849	580
19	4684	 Eric Dunn	J 233	600	801	694	DNF	DNF	962	617
20	4703	 Martin Taylor	J 20	DNF	757	DNF	626	682	DNF	618
21	5125	 Ron Bedyn	J 222	500	DNF	585	DNF	DNF	DNF	DNF
22	5243	 Norm Hill	J 101	617	779	817	DNF	DNF	DNF	DNF

Open class results

Position

	Total	Skipper	Boat	1	2	3	4	5	6	7
1	2969	 Peter Knight	W 11	381	538	557	492	392	818	609
2	3380	 Bob Torrie	EC12 134	529	624	625	531	520	673	551

Thankyou race officers

Ralph



and Vern



Prepared Saturday, 14 October 2017, 3:10 PM by the lakeside programs